

PREMIUM ONE - SHELTA

POWER

International Product Overview





Sweden & Martina






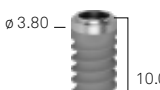



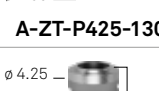
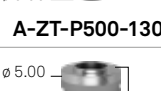


Dental Arena

PREMIUM ONE POWER AND SHELTA POWER

List of contents

4	Table of Premium One Power and Shelta Power implants
6	Premium One Power Slim and Premium One Power
8	Shelta Power and Shelta SL Power
10	UTM and ZirTi: two surfaces in synergy
12	The advantages of Collex connection
14	Digital Workflow with Premium One Power and Shelta Power
16	Ergonomics of Surgical Procedures
18	Surgical kits
24	Surgical kits for guided surgery
28	Complements for guided surgery
28	Optional surgical instruments
31	Depth notches
32	Prosthetic solutions for excellence
34	Implant platforms and prosthetic combinations
35	Healing abutments
36	REGISTRA Technique
37	Impression taking and model phase
38	Temporary posts
39	Preformed posts
40	Posts and components for vertical technique
41	Millable posts
42	XA prosthetic line
44	Castable posts
45	Solutions with angled screw hole
46	P.A.D.r prosthetic line (Disparallel Screwed Prosthesis)
48	PLAIN B-Space prosthetic line
49	Conico Conometric prosthesis
50	Components for digital prosthesis
55	Components for chairside digital prosthesis
56	Solutions for overdenture
59	Clinical and laboratory prosthetic screws


Table of Premium One Power and Shelta Power implants

	Premium Slim	Premium One Power		
h fixture	ø 3.30 ●	ø 3.80 ●	ø 4.25 ●	ø 5.00 ●
7.00 mm	-	 ø 3.80 ø 2.75 7.00 A-ZT-P380-070	 ø 4.25 ø 2.90 7.00 A-ZT-P425-070	 ø 5.00 ø 3.30 7.00 A-ZT-P500-070
8.50 mm	 ø 3.30 ø 2.52 8.50 A-ZT-P330-085	 ø 3.80 ø 2.75 8.50 A-ZT-P380-085	 ø 4.25 ø 2.90 8.50 A-ZT-P425-085	 ø 5.00 ø 3.30 8.50 A-ZT-P500-085
10.00 mm	 ø 3.30 ø 2.52 10.00 A-ZT-P330-100	 ø 3.80 ø 2.75 10.00 A-ZT-P380-100	 ø 4.25 ø 2.90 10.00 A-ZT-P425-100	 ø 5.00 ø 3.30 10.00 A-ZT-P500-100
11.50 mm	 ø 3.30 ø 2.52 11.50 A-ZT-P330-115	 ø 3.80 ø 2.75 11.50 A-ZT-P380-115	 ø 4.25 ø 2.90 11.50 A-ZT-P425-115	 ø 5.00 ø 3.30 11.50 A-ZT-P500-115
13.00 mm	 ø 3.30 ø 2.52 13.00 A-ZT-P330-130	 ø 3.80 ø 2.75 13.00 A-ZT-P380-130	 ø 4.25 ø 2.90 13.00 A-ZT-P425-130	 ø 5.00 ø 3.30 13.00 A-ZT-P500-130
15.00 mm	 ø 3.30 ø 2.52 15.00 A-ZT-P330-150	 ø 3.80 ø 2.75 15.00 A-ZT-P380-150	 ø 4.25 ø 2.90 15.00 A-ZT-P425-150	 ø 5.00 ø 3.30 15.00 A-ZT-P500-150
18.00 mm	-	 ø 3.80 ø 2.75 18.00 A-ZT-P380-180	 ø 4.25 ø 2.90 18.00 A-ZT-P425-180	-
surgical cover screws	 A-VT-330	 A-VT-380	 SH-VT-425-BL	 SH-VT-500-VI

Shelta Power			Shelta Power SL		
ø 3.80 ●	ø 4.25 ●	ø 5.00 ●	ø 3.80 ●	ø 4.25 ●	ø 5.00 ●
-	-	-	-	-	-
 SH-ZT-PS380-085	 SH-ZT-PS425-085	 SH-ZT-PS500-085	 SH-ZT-PS380SL-085	 SH-ZT-PS425SL-085	 SH-ZT-PS500SL-085
 SH-ZT-PS380-100	 SH-ZT-PS425-100	 SH-ZT-PS500-100	 SH-ZT-PS380SL-100	 SH-ZT-PS425SL-100	 SH-ZT-PS500SL-100
 SH-ZT-PS380-115	 SH-ZT-PS425-115	 SH-ZT-PS500-115	 SH-ZT-PS380SL-115	 SH-ZT-PS425SL-115	 SH-ZT-PS500SL-115
 SH-ZT-PS380-130	 SH-ZT-PS425-130	 SH-ZT-PS500-130	 SH-ZT-PS380SL-130	 SH-ZT-PS425SL-130	 SH-ZT-PS500SL-130
 SH-ZT-PS380-150	 SH-ZT-PS425-150	 SH-ZT-PS500-150	 SH-ZT-PS380SL-150	 SH-ZT-PS425SL-150	 SH-ZT-PS500SL-150
-	-	-	-	-	-
 SH-VT-380-VE	 SH-VT-425-BL	 SH-VT-500-VI	 SH-VT-380-VE	 SH-VT-425-BL	 SH-VT-500-VI


Premium One Power

SLIM \varnothing 3.30





COLLEX ONE CONNECTION

For a symplified prosthetic approach



PREMIUM SLIM POWER: CORONAL MORPHOLOGY

More stable in thin cortical bone




SLIM MORPHOLOGY

High performance core in every bone type, to save grip in reduced space


EASY INSERTION

Thanks to the core/thread ratio, specially studied




Premium One Power

Ø 3.80, Ø 4.25, Ø 5.00




UTM NECK

The surface meant for the interface area between hard and soft tissues




PREMIUM ONE POWER: CORONAL MORPHOLOGY

Excellent performance even in hard cortical bone




REVERSE BUTTRESS THREAD

High cutting capacity and penetration even in hard bone




APICAL NOTCHES

Designed to facilitate insertion and clot decompression





APEX

Tapered, with deeper thread throughout the length, it assures stability mainly in post-extraction cases




Shelta Power

Ø 3.80, Ø 4.25, Ø 5.00




CONNECTION COLLEX ONE
common to all diameters for a simplified prosthetic approach

CORONAL MORPHOLOGY
which makes insertion precise and increases primary stability in the upper jaw




CONICAL CORE AND CONICAL THREAD
allows excellent sensitivity during insertion



THREADING
with progressive thickening to increase the condensation of bone poorly mineralised




ROUNDED APEX
perfect for sinus lift




Shelta SL Power

Ø 3.80, Ø 4.25, Ø 5.00




UTM NECK

The surface designed for the interface area between soft tissue and hard tissue




LARGE THREAD AND GROOVES IN THE CORE

for a greater primary stability to increase the contact surface when the bone is less dense

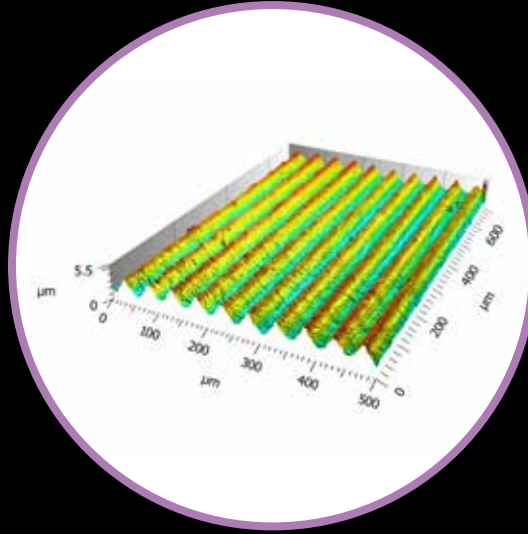


HELICAL APICAL NOTCH



UTM and ZirTi: the synergy between two surfaces


UTM Surface: the substrate



It's not a machined surface, but a regular micro-threading that provides the correct sizing to enhance cellular organization.

Sa: 0.6 µm

ZirTi surface: it's ideal for



The ZirTi surface is obtained with a sandblasting process with zirconium oxide, followed by an acid etching, techniques that contribute to a topography to which the osteoblasts have shown to intimately adapt and to activate rapid proliferation.

Sa: 1.4-1.7 µm

Histology in humans at 3 months: even in bone D4, excellent mineralization is observed in contact with the ZirTi surface.

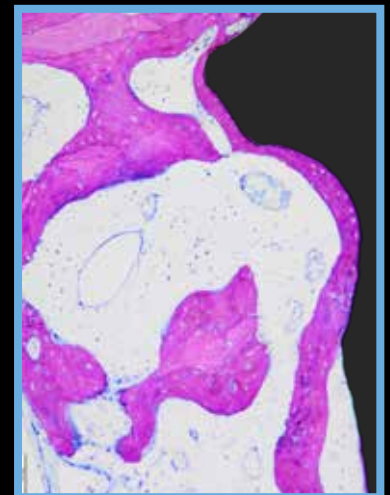
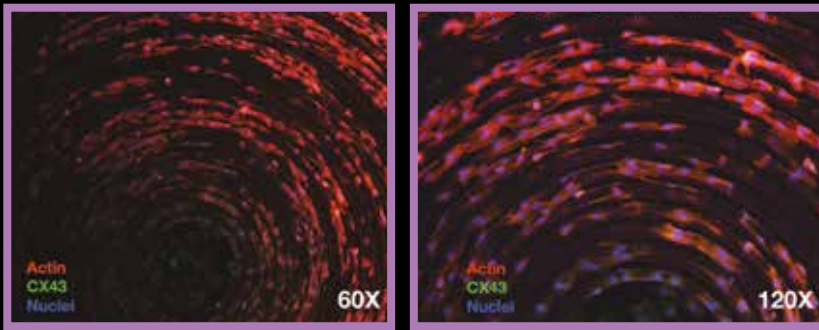


Image courtesy of Dr. Antonio Rocci and Prof. Marco Gargari.


designed for soft tissues



Arrangement of fibroblasts on UTM surface after 72 hours, observed with fluorescence microscopy - *in vitro* experiment.

The micro-thread on the implant neck provides a guide for the unidirectional movement of cells, with **the biological advantage of faster, organized, and oriented deposition of collagen fibers**. The resulting clinical benefit is a **quicker healing process** long-term maintenance of **healthy and stable tissues** over time.

osseointegration



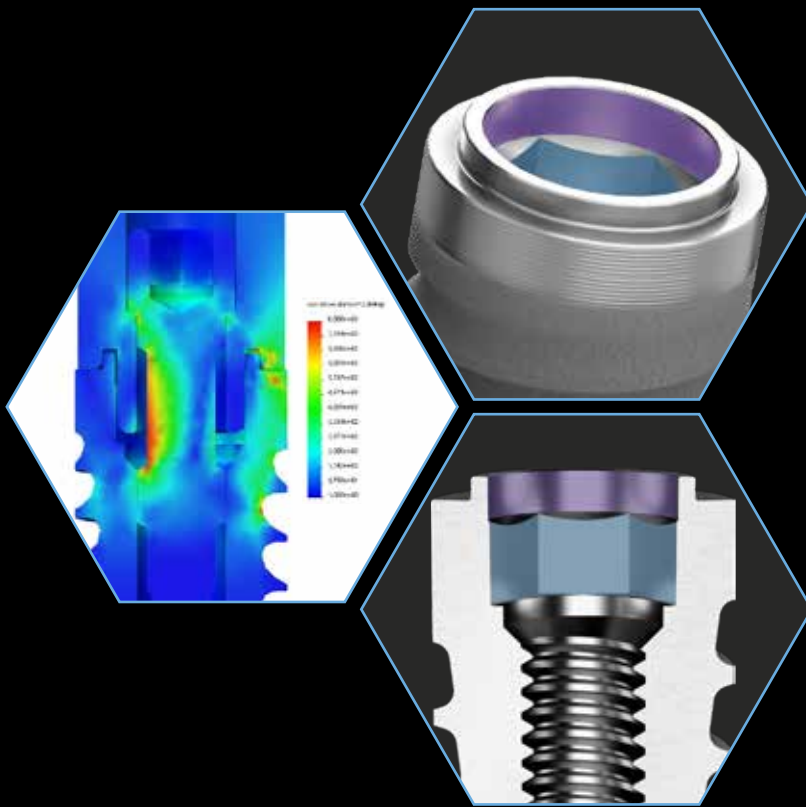
Enlargements of primary osteoblasts on the ZirTi surface: in images A and B, the **intimate adaptation of a cell on the peaks** that characterize the ZirTi can be observed, thanks to a section obtained with FIB (Focused Ion Beam).

Image courtesy of Prof. Macaluso, University of Parma, Department of Medicine and Surgery - Dentistry Center.



Bibliography on
ZirTi surface.

The advantages of the COLLEX UNIQUE CONNECTION



COLLEX ONE CONNECTION:

several studies have documented its robustness and prosthetic stability compared to other connections without a collar.


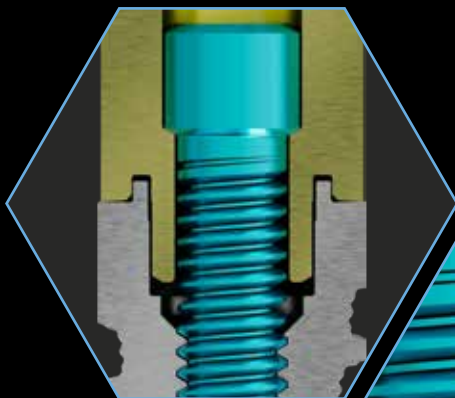



Bibliography on Collex One connection

INTERNAL HEXAGONAL

connection with a collar of the same size for all diameters.

FOUR DIFFERENT DIAMETERS united by a single connection.



CONTRACONE SEAL:

- Special micromechanical machining that makes both surfaces conical for mutual fitting;
- Peripheral seal limiting bacterial infiltration;
- Documented in literature.



Shelta Power SL \varnothing 5.00 mm
with \varnothing 3.80 mm post



Shelta Power SL \varnothing 5.00 mm
with \varnothing 4.25 mm post

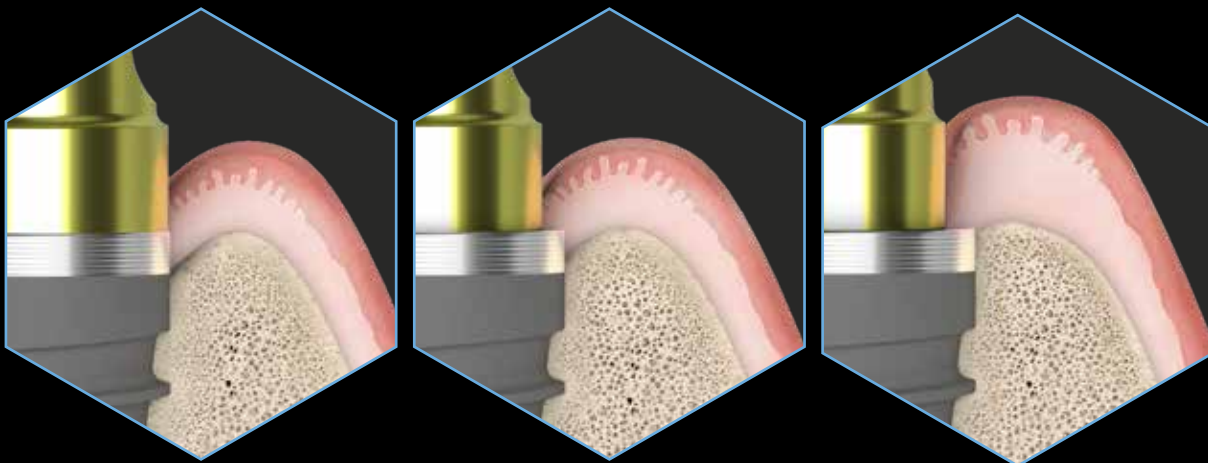


Shelta Power SL \varnothing 5.00 mm
with \varnothing 5.00 mm post


Possibility of prosthetic **PLATFORM SWITCHING** with a abutment of smaller diameter than the implant, or traditional prosthesis, with an abutment of diameter congruent with the connection platform.

The ability to mount components of different diameters on the same platform allows achieving **DIFFERENT MISMATCHING**, to obtain the biological and clinical benefits of platform switching without compromising mechanical strength.

\varnothing implant	3.30 ●	3.80 ●	4.25 ●	5.00 ●
	3.30 ●	3.30 ●	3.30 ●	3.30 ●
\varnothing compatible prosthetic component	-	3.80 ●	3.80 ●	3.80 ●
	-	-	4.25 ●	4.25 ●
	-	-	-	5.00 ●



As demonstrated by the literature, there is a correlation between the extent of Platform Switching (mismatching) and the preservation of marginal bone dimensions: the greater the mismatching, the greater the volumes of hard and soft tissue preserved around the implant.


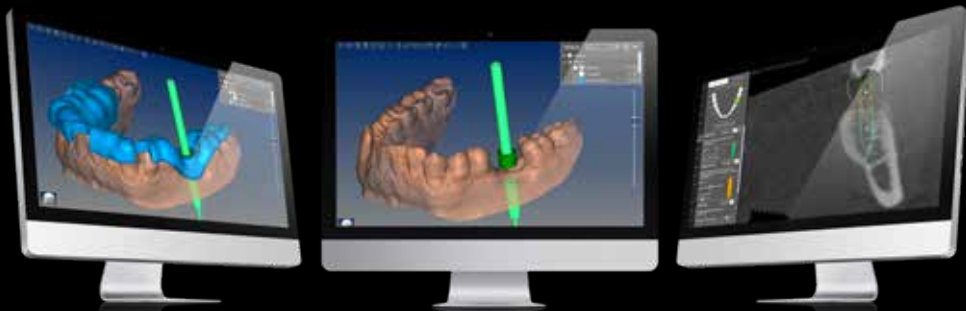


DIGITAL WORKFLOW


WITH PREMIUM ONE POWER AND SHELTA POWER:
everything you need to save time, enhance treatment predictability, and boost the productivity of both the clinic and the laboratory



Guided surgery



ECHOPLAN PRO A



ECHOPLAN PRO S

Complete kits dedicated to guided surgery: the drills with integrated stops allow for time-saving and achieving predictable results. For the detailed content of the guided surgery kits compatible with Premium One Power and Shelta Power, refer to page 25 and following.




DRILLS WITH INTEGRATED STOP

The uniqueness of the Echoplan PRO drills lies in their not requiring attachment to depth stops, as they come with an integrated vertical stop plane within the drills morphology. Additionally, the grooves on the guide body of the drill allow for increased physiological flow inside the preparation and reduce friction between the drill and the guide sleeve. This results in optimized surgical times as well as safe site preparation.



Data acquisition



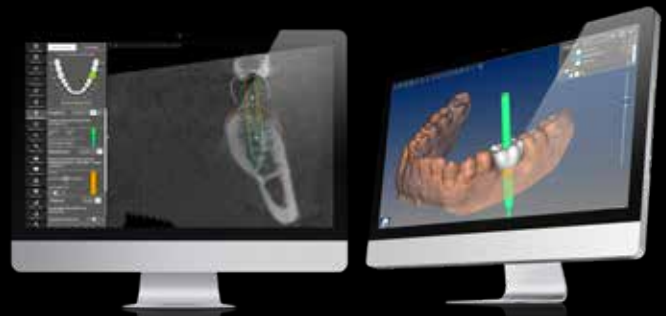
Capability to acquire the impression at the implant platform or abutment level, even for special prosthetic lines such as Plain B-Space, and XA.




New digital analogs: they allow for a unique and stable repositioning in 3D-printed models, thanks to their integration into CAD libraries.



CAD DESIGN




A wide range of T-Connect options for single and multiple rehabilitations, with cementation cones of different heights and customization, featuring straight and angled screw holes, allow finding the most suitable support for each milled structure. For the details of the T-Connects available for the Collex One connection, refer to page 53 and following.



Ergonomics of Surgical Procedures

The **SURGICAL KITS** are comprehensive, compact, ergonomic, and contain all the necessary tools for the surgery of **Premium One Power** and **Shelta Power** implants.



The color codes, also present on the surgical trays, guide the correct sequence of instrument usage.



Both the drills and the stops are characterized by a color code that guides operators in tool selection.



The **SURGICAL TRAYS** are made of **Radel**, a polymer that maintains its characteristics even after numerous cycles of washing and autoclave sterilization.

CYLINDRICAL or **CONICAL DRILLS**, based on different preparations, are supplied complete with depth stops.

The drills are made of **stainless steel** for surgical use and maintain their characteristics unchanged over time and through multiple uses.



The drills are characterized by the presence of clearly visible depth notches.

The drills are **highly sharp, centered, and perform well**. The morphology of the conical drills allows for the collection of valuable bone for regeneration needs.





The kits include a convenient **RATCHET**, which can be used both as a fixed wrench and as a dynamometric wrench for controlling the implant insertion torque and tightening of prosthetic screws.

- The torque can be adjusted from 10 to 70 Ncm;
- The torque adjustment is highly accurate because each individual ratchet is individually calibrated.

Included is a wide range of **PROSTHETIC DRIVERS** for digital use, for the dynamometric ratchet and for micromotor.

The range is suitable for different oral access needs, from extra-short tools to longer instruments for Toronto-type prosthetic rehabilitations.

The slightly tapered coupling between the driver and the screw allows for adequate retention, ensuring secure transport of the screw in the oral cavity.



The surgical procedure involves a countless approach that ensures visibility and ergonomics with the use of the patented **EASY INSERT** drivers:

- it can be easily removed from implant wells even in the presence of high insertion torque;
- the dodecagonal design prevents deformation of the connection edges, ensuring the maintenance of precision and prosthetic stability;
- available in the kit in various configurations, both for use with a micromotor and the ratchet;
- the instruments have a hexagon on the shaft, aligned with the connection hexagon, to facilitate rotational orientation of the fixture.

Premium One Power kit

Complete surgical kit containing all the necessary tools for the insertion of Premium One Power implants (code ZPREMIUM-ONE-INT). All instruments can be purchased individually as spare parts.

1 Precision drill
FS-230



2 Intermediate drill*
◦ FG-200/280XS
• FG-330/425XS



3 Pilot drill*
• FPT3-200-LXS



4 Intermediate drill \varnothing 2.50 mm*
◦ FFT3-250-LXS



19 Adapter for instruments with digital knob
AVV3-MAN-DG



18 Torque control ratchet
CRI5-KIT



17 Stops for cylindrical drills FFT3-425-LXS

- STOP4-425-070
- STOP4-425-085
- STOP4-425-100
- STOP4-425-115
- STOP4-425-130
- STOP4-425-150



16 Stops for cylindrical drills FFT3-340-LXS

- STOP4-340-070
- STOP4-340-085
- STOP4-340-100
- STOP4-340-115
- STOP4-340-130
- STOP4-340-150



15 Stops for cylindrical drills FFT3-300-LXS

- STOP4-300-070
- STOP4-300-085
- STOP4-300-100
- STOP4-300-115
- STOP4-300-130
- STOP4-300-150



14 Stops for cylindrical drills FFT3-280-LXS

- STOP4-280-070
- STOP4-280-085
- STOP4-280-100
- STOP4-280-115
- STOP4-280-130
- STOP4-280-150




13 Stops for intermediate drill \varnothing 2.50 mm

- STOP4-250-070
- STOP4-250-085
- STOP4-250-100
- STOP4-250-115
- STOP4-250-130
- STOP4-250-150



12 Stops for pilot drill

- STOP4-200-070
- STOP4-200-085
- STOP4-200-100
- STOP4-200-115
- STOP4-200-130
- STOP4-200-150




AS-TRAY-INT instrument carrying case in Radel.


5

Final cylindrical drill*

- FFT3-280-LXS per impianti ø 3.30 mm
- FFT3-300-LXS per impianti ø 3.80 mm
- FFT3-340-LXS per impianti ø 4.25 mm
- FFT3-425-LXS per impianti ø 5.00 mm



For surgical procedures and related warnings, it is recommended to refer to the surgical manual MC-IMP-PREMIUM-ONE-E (downloadable from the website www.sweden-martina.com or by scanning the QR CODE next to it).



6

Easy Insert Drivers for implant insertion
EASYC4-EX230-CA



7

Extensions and adapters
PROF-CAL3
Extension for surgical drills



BPM-15
Extensions for instruments with hexagonal connector



B-AVV-CA3
Mechanical adapter for instruments with hexagonal connector



11

Bone taps*

- A-MS-330 per impianto ø 3.30 mm
- A-MS-380 per impianto ø 3.80 mm
- A-MS-425 per impianto ø 4.25 mm
- A-MS-500 per impianto ø 5.00 mm



10

Parallelism pins
PPTL-2-28



9

Prosthetic screwdrivers
HSM-20-CA



HSM-20-EX



HSML-20-EX



8

Digital screwdrivers
HSMXS-20-DG



HSM-20-DG



HSML-20-DG



X-ray templates included in the kit, reorderable separately with the codes AS-L100 (real dimensions), AS-L120 (dimensions increased by 20%), AS-L130 (dimensions increased by 30%).

Shelta Power kit

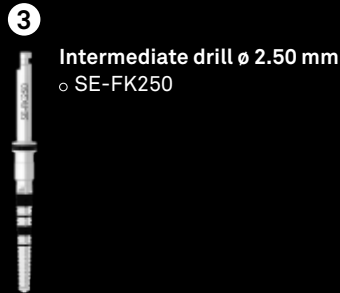
Complete surgical kit containing all the necessary tools for the insertion of Shelta Power implants (code ZSHELTA-INT). All instruments can be purchased individually as spare parts.



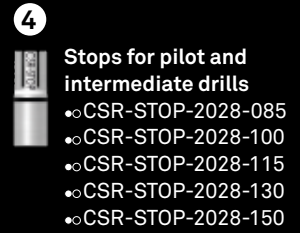
1 Precision drill
FS-230



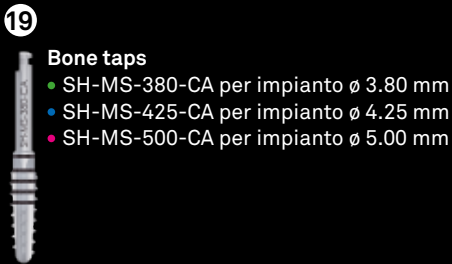
2 Pilot drill
• FPT3-200-LXS



3 Intermediate drill \varnothing 2.50 mm
• SE-FK250



4 Stops for pilot and intermediate drills
• CSR-STOP-2028-085
• CSR-STOP-2028-100
• CSR-STOP-2028-115
• CSR-STOP-2028-130
• CSR-STOP-2028-150



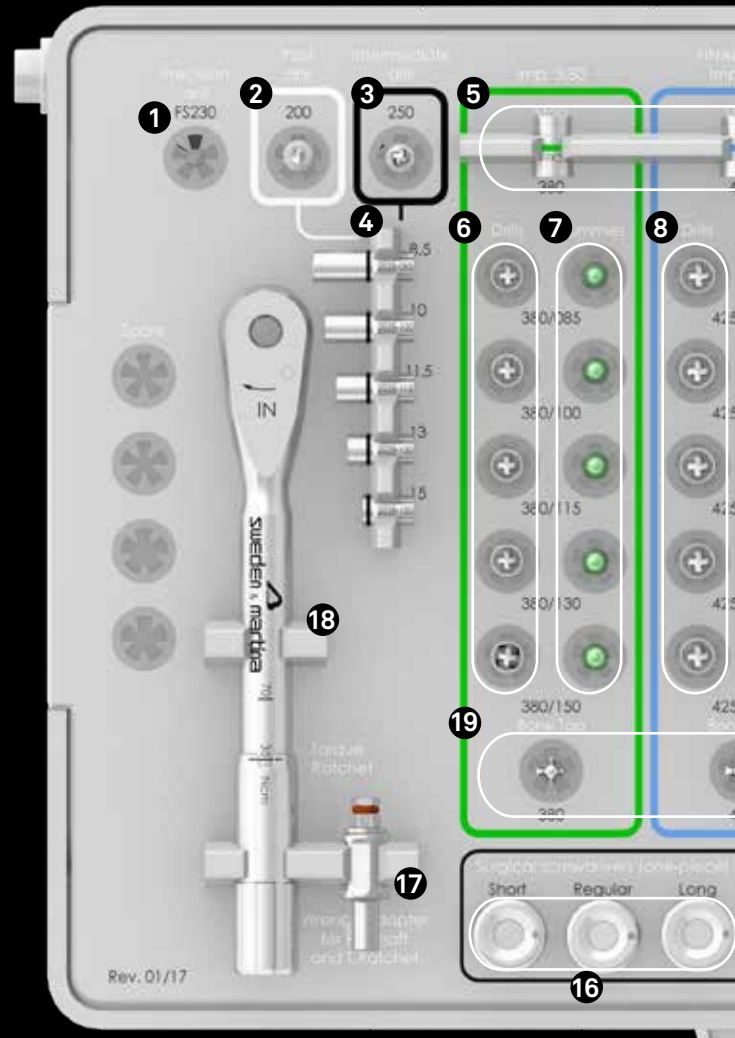
19 Bone taps
• SH-MS-380-CA per impianto \varnothing 3.80 mm
• SH-MS-425-CA per impianto \varnothing 4.25 mm
• SH-MS-500-CA per impianto \varnothing 5.00 mm



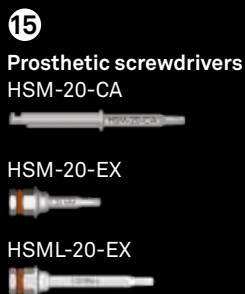
18 Torque control ratchet
CRI5-KIT



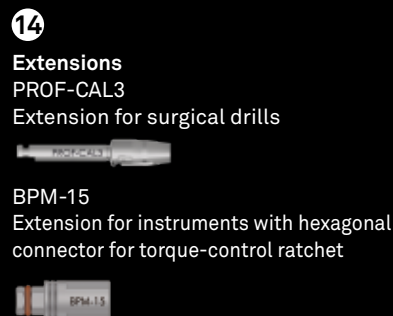
17 Stop for pilot and intermediate drill
AVV-CA-DG-EX



16 Digital screwdrivers
HSMXS-20-DG



15 Prosthetic screwdrivers
HSM-20-CA



14 Extensions
PROF-CAL3
Extension for surgical drills



13 Parallelism pins
PPTL-2-28

SH-TRAY-INT instrument carrying case in Radel.

5



Stops for conical drills


- SH-STOP4-FK380
- SH-STOP4-FK425
- SH-STOP4-FK500

6



Final conical drills for ø 3.80 mm implants

- SH-FK380-085
- SH-FK380-100
- SH-FK380-115
- SH-FK380-130
- SH-FK380-150



12

Easy Insert Hex. 2.30 mm
EASYC4-EX230-CA



EASYL4-EX230-CA



EASY4-EX230-EX



11



Replies

- SH-500-085-RP
- SH-500-100-RP
- SH-500-115-RP
- SH-500-130-RP
- SH-500-150-RP

10



Final conical drills for ø 5.00 mm implants


- SH-FK500-085
- SH-FK500-100
- SH-FK500-115
- SH-FK500-130
- SH-FK500-150

9



Replies

- SH-425-085-RP
- SH-425-100-RP
- SH-425-115-RP
- SH-425-130-RP
- SH-425-150-RP



For surgical procedures and related warnings, it is recommended to refer to the surgical manual MC-IMP-SHELTA-E (downloadable from the website www.sweden-martina.com or by scanning the QR CODE next to it).



7



Replies

- SH-380-085-RP
- SH-380-100-RP
- SH-380-115-RP
- SH-380-130-RP
- SH-380-150-RP

8



Final conical drills for ø 4.25 mm implants

- SH-FK425-085
- SH-FK425-100
- SH-FK425-115
- SH-FK425-130
- SH-FK425-150

X-ray templates included in the kit, reorderable separately with the codes SH-L100 (real dimensions), SH-L120 (dimensions increased by 20%), SH-L130 (dimensions increased by 30%).

ATTENTION: For USA a different version of Shelta surgical kit is available: please contact your sales rep for details.

Combined Premium Shelta Power kit

Complete surgical kit containing all the necessary instruments for the insertion of both Premium One Power and Shelta Power implants (code ZPRESH-INT).

- 1** Pilot drill
• FPT3-200-LXS
- 2** Intermediate cylindrical drill
◦ FFT3-250-LXS
- 3** Final cylindrical drills
• FFT3-280-LXS
• FFT3-300-LXS
• FFT3-340-LXS
• FFT3-425-LXS
- 4** Precision drill
FS-230
- 5** Intermediate drills
◦ FG-200/280XS
• FG-330/425XS
- 6** Countersink drill
FC-XS

- 29** Stops for cylindrical drills
• STOP4-425-070
• STOP4-425-085
• STOP4-425-100
• STOP4-425-115
• STOP4-425-130
• STOP4-425-150

- 28** Stops for cylindrical drills
• STOP4-340-070
• STOP4-340-085
• STOP4-340-100
• STOP4-340-115
• STOP4-340-130
• STOP4-340-150

- 27** Stops for cylindrical drills
• STOP4-300-070
• STOP4-300-085
• STOP4-300-100
• STOP4-300-115
• STOP4-300-130
• STOP4-300-150

- 26** Stops for cylindrical drills
• STOP4-280-070
• STOP4-280-085
• STOP4-280-100
• STOP4-280-115
• STOP4-280-130
• STOP4-280-150


- 25** Stops for intermediate cylindrical drill
◦ STOP4-250-070
◦ STOP4-250-085
◦ STOP4-250-100
◦ STOP4-250-115
◦ STOP4-250-130
◦ STOP4-250-150

- 24** Stops for pilot drill
• STOP4-200-070
• STOP4-200-085
• STOP4-200-100
• STOP4-200-115
• STOP4-200-130
• STOP4-200-150

- 23** Premium One bone taps
• A-MS-330
• A-MS-380
• A-MS-425
• A-MS-500

- 22** Parallelim pins
PPTL-2-28

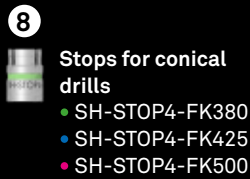
- 21** Prosthetic screwdrivers
HSM-20-CA
HSM-20-EX
HSM1-20-EX



ASH-TRAY-INT Radel instrument grommetless tray.




7 Intermediate conical drill
○ SE-FK250



8 Stops for conical drills
● SH-STOP4-FK380
● SH-STOP4-FK425
● SH-STOP4-FK500



9 Stops for intermediate conical drill
○ CSR-STOP-2028-085
○ CSR-STOP-2028-100
○ CSR-STOP-2028-115
○ CSR-STOP-2028-130
○ CSR-STOP-2028-150



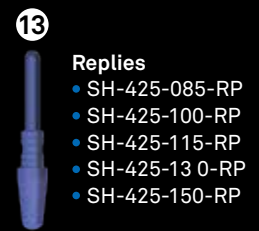
10 Final conical drills
● SH-FK380-085
● SH-FK380-100
● SH-FK380-115
● SH-FK380-130
● SH-FK380-150



11 Replies
● SH-380-085-RP
● SH-380-100-RP
● SH-380-115-RP
● SH-380-130-RP
● SH-380-150-RP



12 Final conical drills
● SH-FK425-085
● SH-FK425-100
● SH-FK425-115
● SH-FK425-130
● SH-FK425-150




13 Replies
● SH-425-085-RP
● SH-425-100-RP
● SH-425-115-RP
● SH-425-130-RP
● SH-425-150-RP



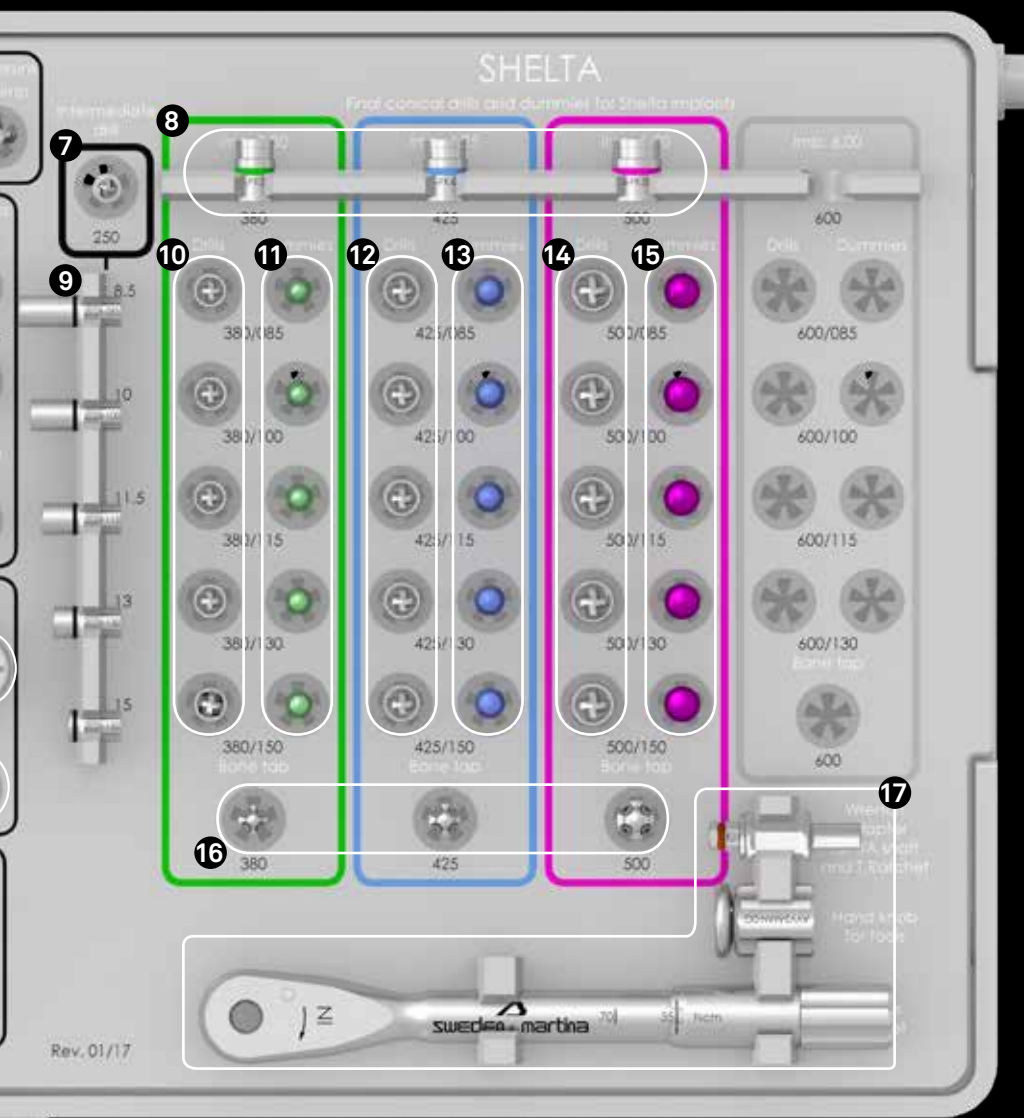
14 Final conical drills
● SH-FK500-085
● SH-FK500-100
● SH-FK500-115
● SH-FK500-130
● SH-FK500-150



15 Replies
● SH-500-085-RP
● SH-500-100-RP
● SH-500-115-RP
● SH-500-130-RP
● SH-500-150-RP



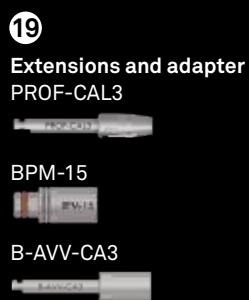
16 Shelta Bone taps
● SH-MS-380-CA
● SH-MS-425-CA
● SH-MS-500-CA



20 Digital screwdriver
HSMXS-20-DG

HSM-20-DG

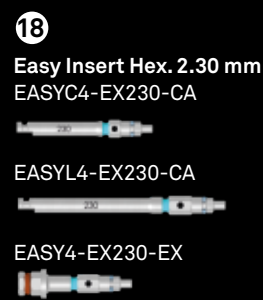
HSML-20-DG



19 Extensions and adapter
PROF-CAL3

BPM-15

B-AVV-CA3



18 Easy Insert Hex. 2.30 mm
EASYC4-EX230-CA

EASYL4-EX230-CA

EASY4-EX230-EX



17 Adapters and torque control ratchet
AVV-CA-DG-EX

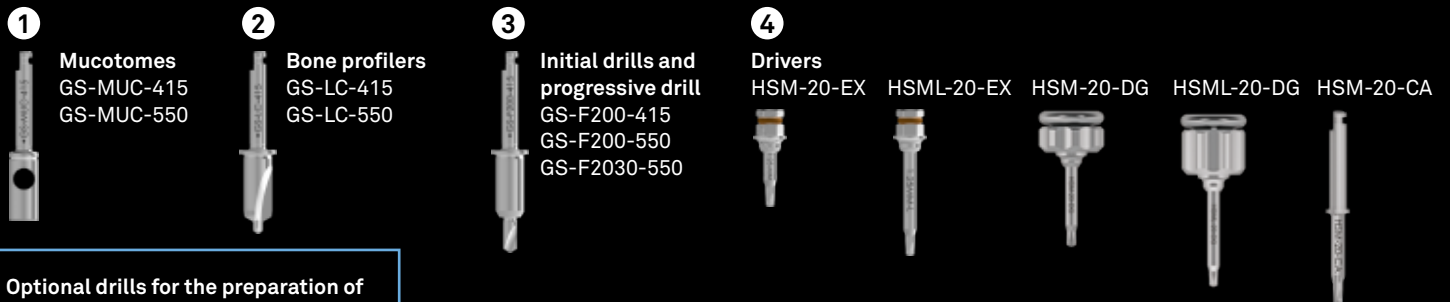
AVV3-MAN-DG

CRI5-KIT


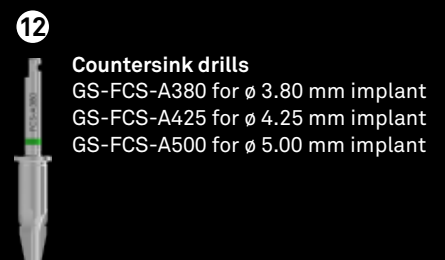
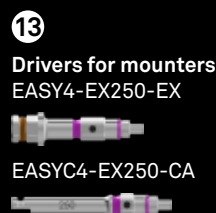
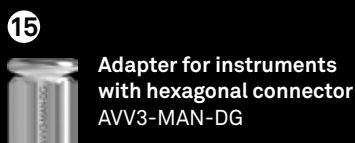
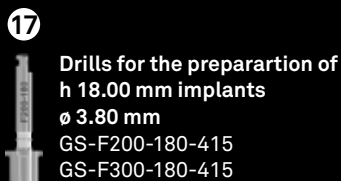
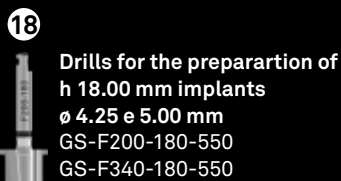
X-ray templates included in the kit

Surgical kit for guided surgery with Premium One Power implants

Complete surgical kit containing all the necessary instruments for guided surgery with Premium One Power implants (code ZGS-PRO-A-INT). In the Tray there are a number of instrument slots referring to different systematics. These instruments are therefore not included in the standard kit.



Optional drills for the preparation of implants h 18.00 mm.



For surgical procedures and related warnings, it is recommended to refer to the surgical manual MC-UD-EPLANPROA-E (downloadable from the website www.sweden-martina.com or by scanning the QR CODE next to it).



Optional drills for preparing 7.00 mm high implants can be ordered also cumulatively as a supplementary set with the code GS-PROA-INTEGRA-070.

5



Optional drills for h 7.00 mm ø 3.80 mm implants
 GS-F200-070-415
 GS-F250-070-415
 GS-F280-070-415
 GS-F300-070-415

6



Optional drills for h 7.00 mm ø 4.25 and 5.00 mm implants
 GS-F200-070-550
 GS-F300-070-550
 GS-F340-070-550
 GS-F425-070-550

7



Intermediate drills for ø 4.15 mm sleeve
 GS-F200-085-415
 GS-F200-100-415
 GS-F200-115-415
 GS-F200-130-415
 GS-F200-150-415

GS-F250-085-415
 GS-F250-100-415
 GS-F250-115-415
 GS-F250-130-415
 GS-F250-150-415

8



Final drills for ø 4.15 mm sleeve
 GS-F280-085-415
 GS-F280-100-415
 GS-F280-115-415
 GS-F280-130-415
 GS-F280-150-415

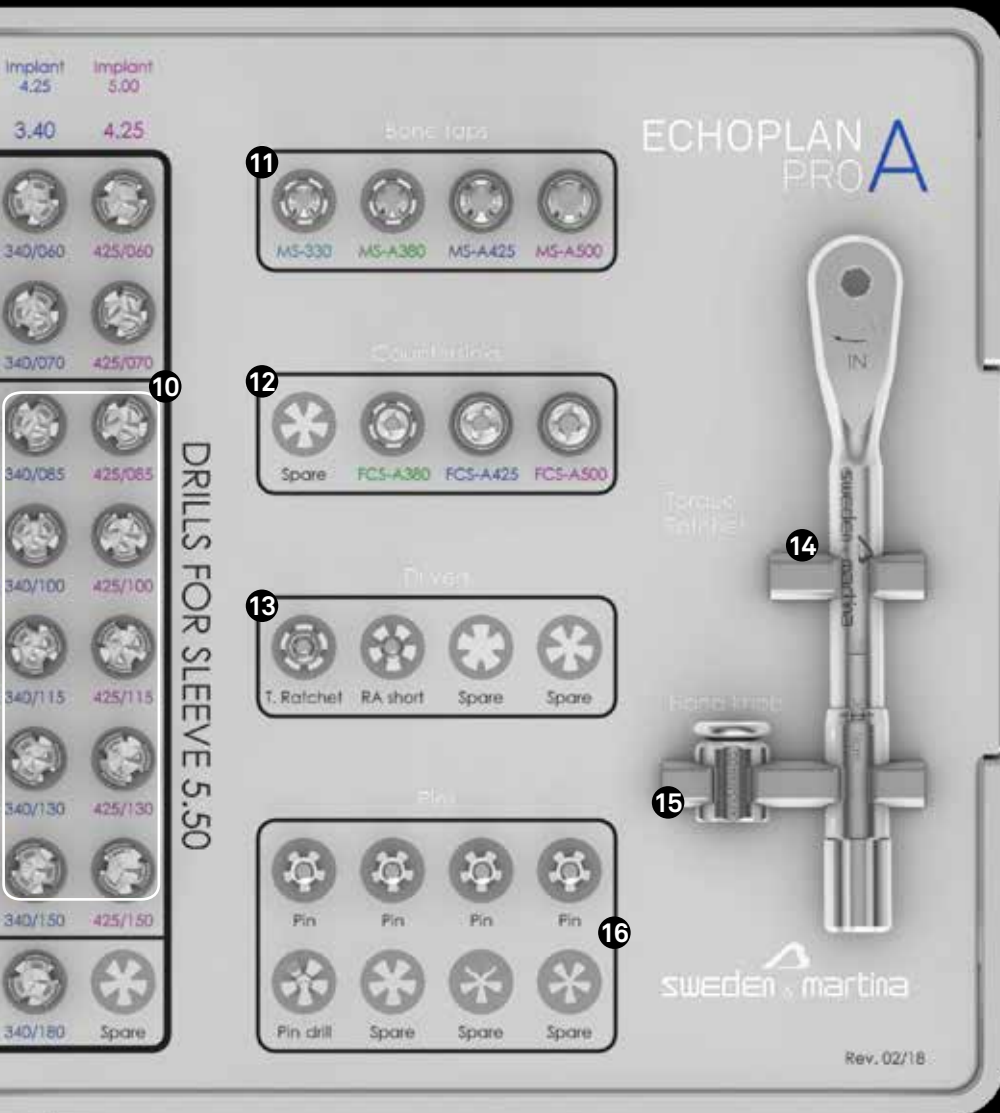
GS-F300-085-415
 GS-F300-100-415
 GS-F300-115-415
 GS-F300-130-415
 GS-F300-150-415

9



Intermediate drills for ø 5.50 mm sleeve
 GS-F200-085-550
 GS-F200-100-550
 GS-F200-115-550
 GS-F200-130-550
 GS-F200-150-550

GS-F300-085-550
 GS-F300-100-550
 GS-F300-115-550
 GS-F300-130-550
 GS-F300-150-550



11



Bone taps
 GS-MS-330 per impianto ø 3.30 mm
 GS-MS-A380 per impianto ø 3.80 mm
 GS-MS-A425 per impianto ø 4.25 mm
 GS-MS-A500 per impianto ø 5.00 mm

10



Final drills for ø 4.25 mm implants with ø 5.50 mm sleeve
 GS-F340-085-550
 GS-F340-100-550
 GS-F340-115-550
 GS-F340-130-550
 GS-F340-150-550

Final drills for ø 5.00 mm implants with ø 5.50 mm sleeve
 GS-F425-085-550
 GS-F425-100-550
 GS-F425-115-550
 GS-F425-130-550
 GS-F425-150-550

Surgical kit for guided surgery with Shelta Power and Shelta SL Power implants

Complete surgical kit containing all the necessary instruments for guided surgery with Shelta Power implants (code ZGS-PRO-S-INT). In the Tray there are a number of instrument slots referring to different systematics. These instruments are therefore not included in the standard kit.

- 1**
Mucotomes
 GS-MUC-415
 GS-MUC-550



- 2**
Bone profilers
 GS-LC-415
 GS-LC-550



- 3**
Initial drills and progressive drill
 GS-F200-415
 GS-F200-550




- 16**
Adapter for instruments with hexagonal connector
 AVV3-MAN-DG



- 15**
Torque control ratchet
 CRI5-KIT




- 14**
Pins and drill for pins
 GS-FPN-148 GS-PIN (4 pcs)



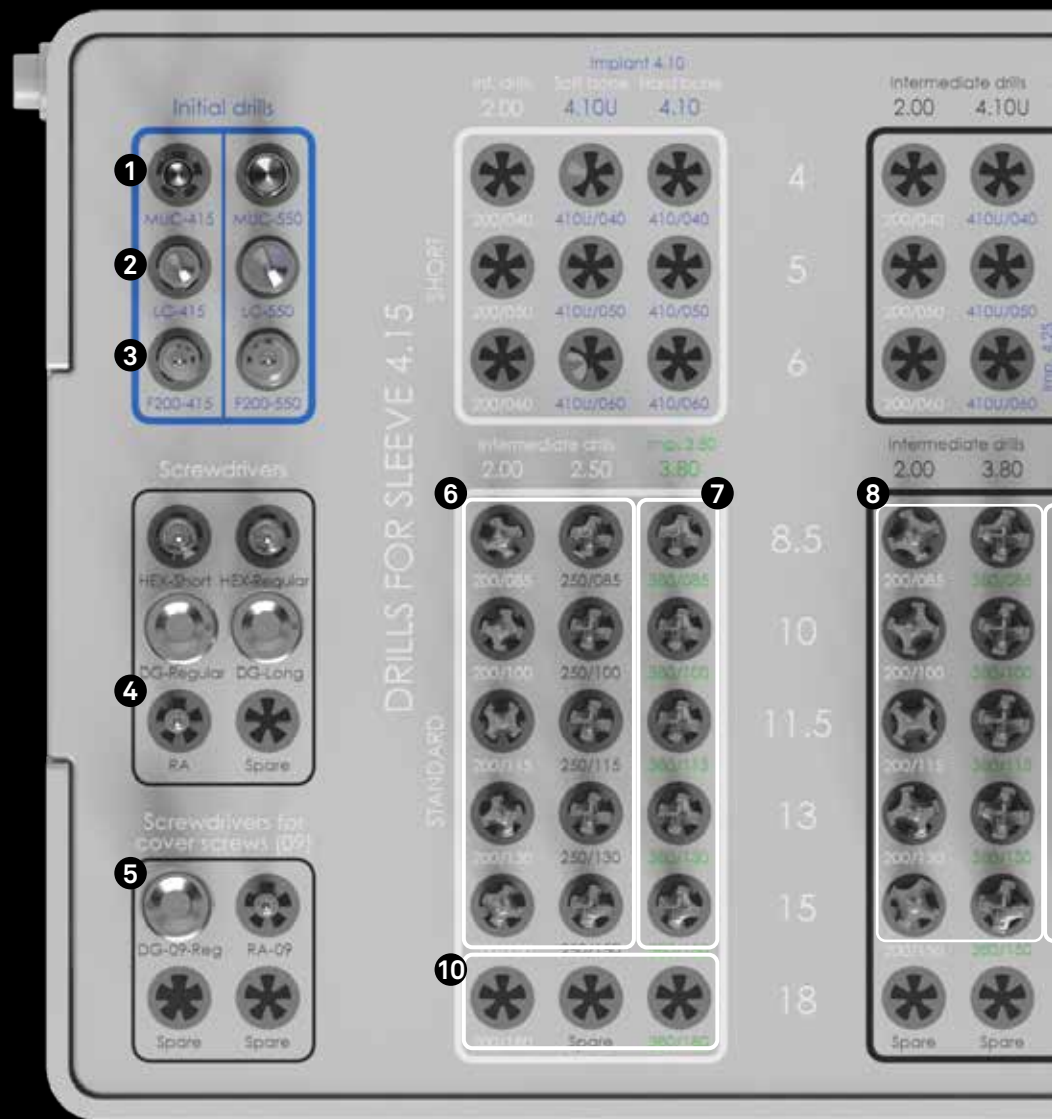
- 13**
Drivers for mounters
 EASY4-EX250-EX EASYC4-EX250-CA



- 12**
Countersink drills
 GS-FCS-SH380
 GS-FCS-SH425
 GS-FCS-SH500
 GS-FCS-SE380
 GS-FCS-SE425
 GS-FCS-SE500




- 11**
Bone taps
 GS-MS-S380
 GS-MS-S425
 GS-MS-S500



Guided surgery accessories

Guide sleeves and mouter for guided surgery

implants	∅	sleeve		mouter	screw	easy mouter
Premium One Power Slim	3.30	 5.00	 4.00			 GS-EASY-AS-415-CA
		 GS-B415	 GS-B415-EX-6*			 GS-EASY-AS-415-EX
Premium One Power and Shelta Power	3.80	 5.00	 4.00			 GS-EASY-AS-415-CA
		 GS-B415	 GS-B415-EX-6*			 GS-EASY-AS-415-EX
Premium One Power and Shelta Power	4.25 5.00	 5.00	 4.00			 GS-EASY-AS-550-CA
		 GS-B550	 GS-B550-EX-6*			 GS-EASY-AS-550-EX

*The indexed guide sleeves are available in packs of 6 pieces, not sold individually. Non-indexed guide sleeves are also available in packs of 6, which can be ordered using the codes GS-B415-6 and GS-B550-6.

**The fixation screw is included with tmouter but can also be ordered individually as a spare part.

Optional surgical instruments

Intermediate drills



FG-200/280XS

Countersink drills

∅ 3.80 ● ∅ 4.25 ● ∅ 5.00 ●



A-FCC-380 A-FCC-425 A-FCC-500

Long precision drill



FSL-230

Cylinder for the construction of radiological guide



DIM

*in titanium for guiding the precision drill

Drills for the preparation of Premium One Power implants with a height of 7.00 mm*

pilot drill



FPS-200

intermediate Shorty drill



FGS-200/300



FFS-300



FFS-340



STOPS4-200-070

-



STOPS4-300-070



STOPS4-340-070

*All preparation drills are included in the ZSHORTY-INT drill kit, which also contains drills for the preparation of shorter implants (h 5.00 mm and h 6.00 mm) from other systems.

Drills for distal sectors

ø 2.00



FPT5-200-LXS

ø 2.80



FFT5-280-LXS

ø 2.90



FFT5-290-LXS

ø 3.00



FFT5-300-LXS

ø 3.20



FFT5-320-LXS

ø 3.30



FFT5-330-LXS

ø 3.40



FFT5-340-LXS

ø 3.60



FFT5-360-LXS

ø 4.25



FFT5-425-LXS

ø 4.45



FFT5-445-LXS

Screwdrivers not included in the kit



HSMXL-20-EX

with hexagonal connector, extra long



HSMXS-20-CA

with right angle shank, extra short



AVV-CAP-TIT-1

instrument for maintaining the titanium cap for ball attachments



BASCC-EX

for ball attachments, with hexagonal connector



AVV2-ABUT

for straight P.A.D. abutments



8926-SW

for Locator abutment, short



8927-SW

for Locator abutment, long



DSPDCLH-24

for angled screw hole, length 24 mm



DSPDCLH-32

for angled screw hole, length 32 mm

Parallel pins

ø 2.80 mm



26.40 mm

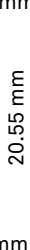
12.00

ø 2.00 mm

PP-2/28

Parallelism pin with one side of ø 2.00 mm and the other side of ø 2.80 mm

ø 2.80 mm



20.55 mm

16.75

15.00

13.00

11.50

10.00

8.50

7.00

6.00


5.00

ø 2.00 mm

PPTS-2-28

Parallelism pin with depth notches, small version

ø 2.80 mm



27.15 mm

16.75

15.00

13.00

11.50

10.00

8.50

7.00

6.00

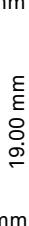
5.00

ø 2.00 mm

PPTL-2-28

Parallelism pin with depth notches, large version

ø 2.80 mm



19.00 mm

8.30 mm

5.00

6.00

7.00



5.00

ø 2.00 mm


PPS-2/3

Parallelism pin for short drills with notches at 5.00, 6.00, and 7.00 mm


Bone taps with hexagonal connector

	ø 3.30 ●	ø 3.80 ●	ø 4.25 ●	ø 5.00 ●
	A-MSC-330	A-MSC-380	A-MSC-425	A-MSC-500
	-	SH-MS-380	SH-MS-425	SH-MS-500



Bone taps with right angle shank

	ø 3.30 ●	ø 3.80 ●	ø 4.25 ●	ø 5.00 ●
	A-MS-330-CA	A-MS-380-CA	A-MS-425-CA	A-MS-500-CA






Extraction tools for intraoral removing of implants

	BC-EX230	short
	BL-EX230	long


Bone profiler for P.A.D. abutments

	transgingival height 3.00 mm, wide			
	ø 3.30 ●	ø 3.80 ●	ø 4.25 ●	ø 5.00 ●
	A-PAD-PS330-L	A-PAD-PS380-L	A-PAD-PS425-L	A-PAD-PS500-L
	transgingival height 5.00 mm, narrow			
	ø 3.30 ●	ø 3.80 ●	ø 4.25 ●	ø 5.00 ●
	A-PAD-PS330-S	A-PAD-PS380-S	A-PAD-PS425-S	A-PAD-PS500-S
	A-PAD-GUI-PS-230	profiler guide		


Conical osteotomes

				
__ ø 0.20	__ ø 0.90	__ ø 1.60	__ ø 2.00	__ ø 2.40
E-OS-020-PP	E-OS-090-PP	E-OS-160-PC	E-OS-200-PC	E-OS-240-PC
osteotome ø 0.20 flat tip	osteotome ø 0.90 flat tip	osteotome ø 1.60 concave tip	osteotome ø 2.00 concave tip	osteotome ø 2.40 concave tip

Conical osteotomes with flat tip

	h	ø 3.80 ●	ø 4.25 ●	ø 5.00 ●
	8.50-10.00	SH-OS-380-100-PP	SH-OS-425-100-PP	SH-OS-500-100-PP
	11.50	SH-OS-380-115-PP	SH-OS-425-115-PP	SH-OS-500-115-PP
	13.00	SH-OS-380-130-PP	SH-OS-425-130-PP	SH-OS-500-130-PP
	15.00	SH-OS-380-150-PP	SH-OS-425-150-PP	SH-OS-500-150-PP

Conical osteotomes with round tip

	h	ø 3.80 ●	ø 4.25 ●	ø 5.00 ●
	8.50-10.00	SH-OS-380-100-PR	SH-OS-425-100-PR	SH-OS-500-100-PR
	11.50	SH-OS-380-115-PR	SH-OS-425-115-PR	SH-OS-500-115-PR
	13.00	SH-OS-380-130-PR	SH-OS-425-130-PR	SH-OS-500-130-PR
	15.00	SH-OS-380-150-PR	SH-OS-425-150-PR	SH-OS-500-150-PR

Torque wrench with control lever



TWL



TWL-AVV-EX Adaptor for torque wrench

Service mounter for impact procedures



MOU-EX230 mounter



CM2 mounter stop key

Depth gauge



PROF3

Spare O-ring



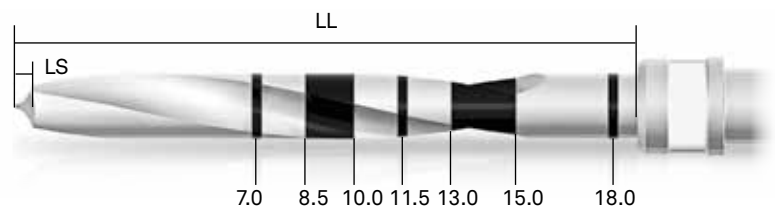
ORING180-088

Depth notches

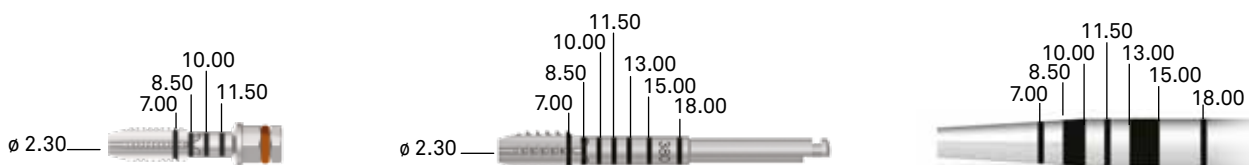
The laser marking on the cutting edges and the use of stops allow for safe preparation and control of the instrument's insertion depth. The drills always create a hole longer than the desired implant. The oversizing (LS) is equal to the height of the tip of the drill being used.

LL: total length of the working part, including the tip.

LS: length of the overpreparation. This measurement must be calculated in addition to the length of the preparation hole.



The working depth is also identified on bone taps and osteotomes through laser-etched notches, as follows:



Prosthetic solutions of excellence

CONVERGENT PLAIN B-SPACE ABUTMENT FOR MULTIPLE SCREW RETAINED SOLUTIONS

A revolutionary study using synchrotron tomography has demonstrated that the synergy between converging morphology and surface, as opposed to divergent morphologies and non-UTM surfaces, enhances fibroblast adhesion and early activation, facilitating the formation of a biological seal and promoting the integration of peri-implant soft tissues.

Connective fibers appear more interconnected, dense, and stable.

UTM surface along their entire profile.




Image courtesy of Dr. L. Canullo, A. Giuliani, M. Furlani, M. Menini, A. Piattelli, G. Iezzi.

CONICO SYSTEM



Fixed prosthesis without screws and without cement

Easily removable and reinsertable by the clinician

Biological seal and maintenance of healthy and stable tissues over time

For both single and multiple crowns

Not removable by the patient

XA PROSTHESIS

Convergent morphology that provides more space for soft tissues and supports bony peaks.

They are designed for the One-Abutment-One-Time technique and platform switching solutions.

At the base of the posts for cemented solutions and abutments for screw-retained solutions, there are micro-rills that allow for the stabilization of the connective tissue.




Image courtesy of Dr. Xavier Vela

SOLUTIONS FOR ANGLED SCREW HOLE

They are versatile prosthetic solutions that reposition the screw hole palatally to preserve aesthetics.

ORIENTABLE SCREW HOLE ABUTMENT

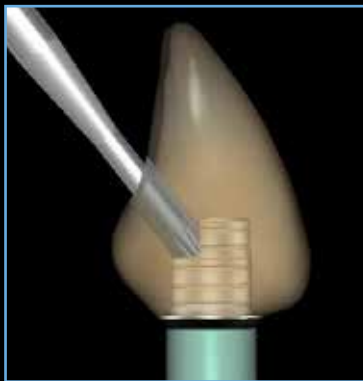


The castable cannula rotates on the spherical head of the abutment, allowing 360° of angulation. The cannula rotates on the spherical head of the abutment, enabling a 28° angle correction in all directions.



The hexagonal screwdriver with a special design allows for engaging the screw head even in the presence of a pronounced angle and a palatally repositioned screw hole.

ANGLED SCREW HOLE INTERFASE



Angled screw hole Interfases are an ideal solution for digital workflows.

P.A.D.r DISPARALLEL SCREW-RETAINED PROSTHESIS



Easy-to-insert abutments

Maximum freedom and ergonomics for superstructures

Pink anodization for better mimetism

Their compact size makes them suitable for rehabilitation of partially or completely edentulous arches in limited horizontal and vertical spaces.

Specific sleeves are available for luting technique with a standard hole or an angled hole for the palatal repositioning of screw access.

Implant Platforms and Prosthetic Combinations

The connection platforms of Premium One Power and Shelta Power implants are characterized by the presence of an internal hexagon and an external collar that is the same for all diameters, allowing for the selection of the desired abutment size. According to the chosen prosthetic protocol, it is possible to perform prosthetic Platform Switching with a smaller diameter abutment or use an abutment with a congruent diameter to the implant.

∅ implant	3.30 ●	3.80 ●	4.25 ●	5.00 ●
∅ compatible prosthetic component	3.30 ●	3.30* ●	3.30* ●	3.30* ●
	-	3.80 ●	3.80 ●	3.80 ●
	-	-	4.25 ●	4.25 ●
	-	-	-	5.00 ●



Premium One Power ∅ 5.00 mm with post ∅ 3.80 mm

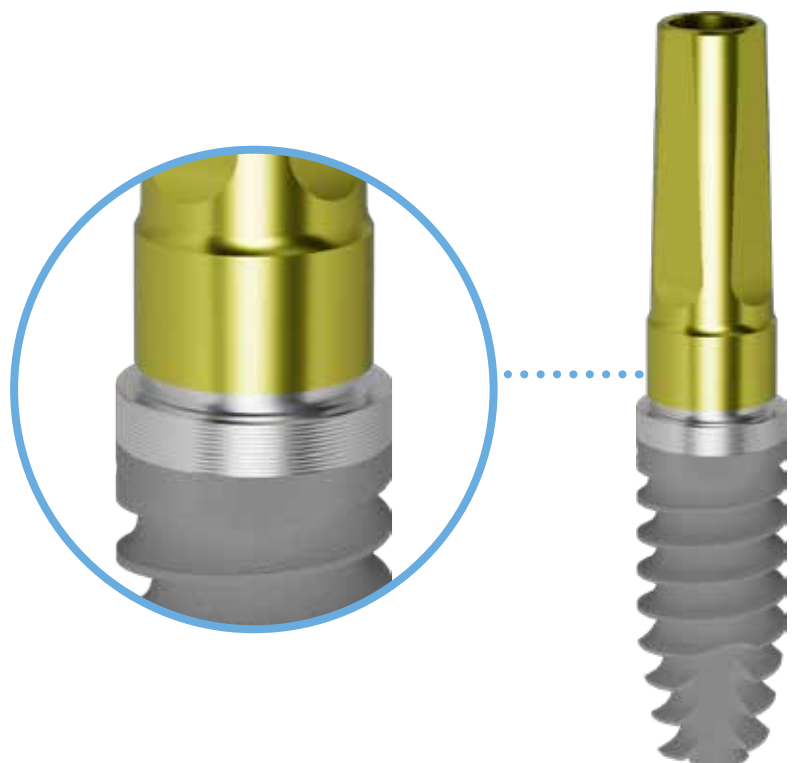
Premium One Power ∅ 5.00 mm with post ∅ 4.25 mm

Premium One Power ∅ 5.00 mm with post ∅ 5.00 mm

Please note






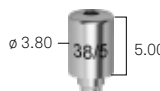

*Prosthetic components of ∅ 3.30 mm result in Platform Switching with implants of ∅ 3.80, 4.25, and 5.00 mm, closing onto the collar instead of the platform (see side image).

It is recommended to use these abutments for single crowns exclusively in the anterior regions (excluding premolars) and in the distal areas for supporting multiple prostheses.


















Healing abutments







With straight emergence

h mm	ø 3.30 ●	ø 3.80 ●	ø 4.25 ●	ø 5.00 ●
2.00	 A-TMG-330-2	 A-TMG-380-2		
3.00	 A-TMG-330-3	 A-TMG-380-3		
5.00	 A-TMG-330-5	 A-TMG-380-5		
7.00	 A-TMG-330-7	-		







With anatomic emergence

h mm	ø 3.30 ●	ø 3.80 ●	ø 4.25 ●	ø 5.00 ●
2.00	 A-TMGR-330-2	 A-TMGR-380-2	 AS-TMGR-425-2	 AS-TMGR-500-2
3.00	 A-TMGR-330-3	 A-TMGR-380-3	 AS-TMGR-425-3	 AS-TMGR-500-3
5.00	 A-TMGR-330-5	 A-TMGR-380-5	 AS-TMGR-425-5	 AS-TMGR-500-5
7.00	-	 A-TMGR-380-7	 AS-TMGR-425-7	 AS-TMGR-500-7

With coronal enlargement










h mm	ø 3.30 ●	ø 3.80 ●
2.00		
	A-TMTCR-330-2	A-TMTCR-380-2
3.00		
	A-TMTCR-330-3	A-TMTCR-380-3
5.00		
	A-TMTCR-330-5	A-TMTCR-380-5

With wide profile

h mm	ø 3.30 ●	ø 3.80 ●
2.00		
	A-TMGB-330-2	A-TMGB-380-2
3.00		
	A-TMGB-330-3	A-TMGB-380-3
5.00		
	A-TMGB-330-4	A-TMGB-380-4

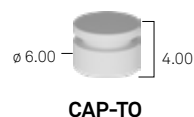
REGISTRA technique

Transfer screws

	ø 3.30 ●	ø 3.80 ●	ø 4.25 ●
Anatomical transfer screw for REGISTRA technique, height 5.00 mm.			
	A-TO-330-5	A-TO-380-5	AS-TO-425-5
Anatomical transfer screw for REGISTRA technique, height 7.00 mm.			
	A-TO-330-7	A-TO-380-7	AS-TO-425-7
Anatomical transfer screw for REGISTRA technique, height 9.00 mm.			
	A-TO-330-9	A-TO-380-9	AS-TO-425-9

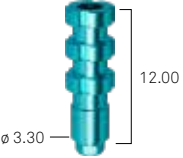
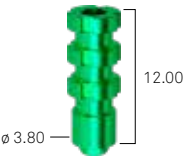
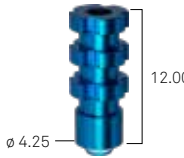

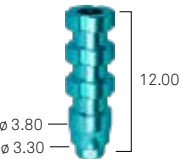
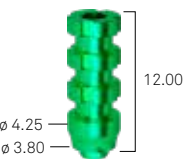
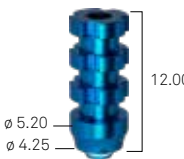
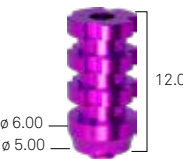
Transfer cap

Universal cap for REGISTRA transfer screws



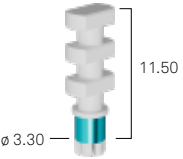
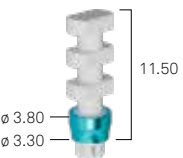
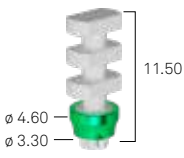
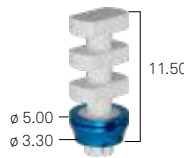
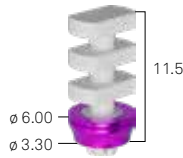
Impression and model phase

Pick-up transfers

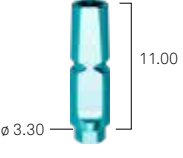
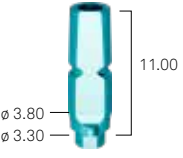
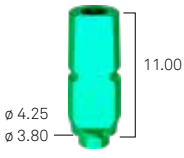
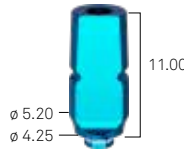
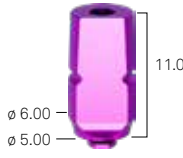
	ø 3.30 ●	ø 3.80 ●	ø 4.25 ●	ø 5.00 ●
straight emergence	 A-TRA-330	 A-TRA-380	 AS-TRA-425	 AS-TRA-500
anatomical emergence	 A-TRAR-330	 A-TRAR-380	 AS-TRAR-425	 AS-TRAR-500

VTRA2-180-15 screw included.

Pull-up transfers

	ø 3.30 ●	ø 3.80 ●	ø 4.25 ●	ø 5.00 ●
straight emergence	 A-TRAP-330	-	-	-
anatomical emergence	 A-TRARP-330	 A-TRARP-380	 AS-TRARP-425	 AS-TRARP-500

Closed-tray transfers

	ø 3.30 ●	ø 3.80 ●	ø 4.25 ●	ø 5.00 ●
straight emergence	 A-TRAS-330	-	-	-
anatomical emergence	 A-TRARS-330	 A-TRARS-380	 AS-TRARS-425	 AS-TRARS-500

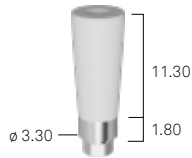
VTRA2-180-10 screw included.

Analogs

	ø 3.30 ●	ø 3.80 ●	ø 4.25 ●	ø 5.00 ●
	 A-ANA-330	 A-ANA-380	 SH-ANA-425	 SH-ANA-500

Provisional posts

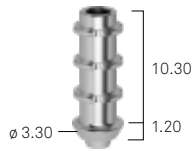
SIMPLE in PEEK with titanium base



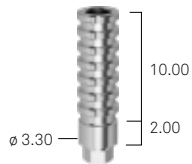
	ø 3.30 ●	ø 3.80 ●	ø 4.25 ●	ø 5.00 ●	
A-MPSC-330		-	-	-	repositionable, straight emergence
A-MPSCR-330		A-MPSCR-380	AS-MPSCR-425	AS-MPSCR-500	repositionable, anatomical emergence

VM2-180 fixation screw included.

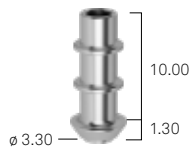
SIMPLE in titanium



	ø 3.30 ●	ø 3.80 ●	ø 4.25 ●	ø 5.00 ●	
A-MPSA-330-EX		A-MPSA-380-EX	-	-	repositionable, anatomical emergence
A-MPSA-330		A-MPSA-380	-	-	rotating, anatomical emergence



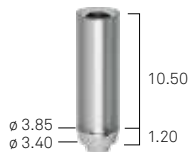
A-MPSCI-330-EX	A-MPSCI-380-EX	AS-MPSCI-425-EX	AS-MPSCI-500-EX	repositionable, straight emergence
A-MPSCI-330	A-MPSCI-380	AS-MPSCI-425	AS-MPSCI-500	rotating, straight emergence



A-MPS-330	A-MPS-380	-	-	rotating, wide emergence
------------------	------------------	---	---	--------------------------

VM2-180 fixation screw included.

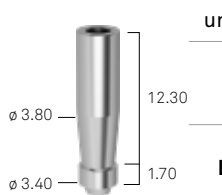
In titanium with castable sleeve



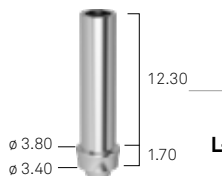
	ø 3.30 ●	ø 3.80 ●	ø 4.25 ●	ø 5.00 ●	
A-CTI-330		A-CTI-380	-	-	rotating
A-CCI-S		A-CCI-S	-	-	spare castable PMMA sleeve, fixation screw not included

Vite VM2-180 inclusa.

Posts for luting technique



unique platform	
L-CT-340-ROT	Gr. 5 titanium posts, h 14.00 mm, straight emergence
L-CCRCO-340-ROT	Cobalt chrome titanium posts, h 14.00 mm, straight emergence



L-CTR-340-ROT	Gr. 5 titanium posts, h 14.00 mm, anatomical emergence
L-CCROR-340-ROT	Cobalt chrome posts, h 14.00 mm, anatomical emergence

L-VMS-180 screw included.

Premade posts

Straight

straight emergence

ø 3.30 ●

ø 3.80 ●

ø 4.25 ●

ø 5.00 ●

transgingival h 1.00



A-MD-330-1



A-MD-380-1



AS-MD-425-1



AS-MD-500-1

transgingival h 2.00



A-MD-330-2



A-MD-380-2



AS-MD-425-2



AS-MD-500-2

transgingival h 4.00



A-MD-330-4



A-MD-380-4




AS-MD-425-4



AS-MD-500-4

anatomical emergence

transgingival h 1.00



A-MDR-330-1



A-MDR-380-1



AS-MDR-425-1



AS-MDR-500-1

transgingival h 2.00



A-MDR-330-2



A-MDR-380-2




AS-MDR-425-2




AS-MDR-500-2

transgingival h 4.00



A-MDR-330-4



A-MDR-380-4



AS-MDR-425-4



AS-MDR-500-4

VM2-180 fixation screw included.

Angled

ø 3.30 ●

ø 3.80 ●

ø 4.25 ●

ø 5.00 ●

angled at 15°,
straight emergence
transgingival h 1.75



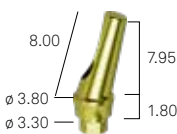
A-MA15-330

-

-

-

angled at 15°,
anatomical
emergence
transgingival h 1.80



A-MAR15-330



A-MAR15-380



AS-MAR15-425



AS-MAR15-500

angled at 25°,
anatomical
emergence
transgingival h 1.80



A-MAR25-380



AS-MAR25-425

-

-

VM2-180 fixation screw included.

Shoulderless premade straight posts

ø 3.30 ●

ø 3.80 ●

ø 4.25 ●

ø 5.00 ●

repositionable
h 15.00



A-MD-330-15



A-MD-380-15

-

-


VM2-180 fixation screw included.

Prosthetic solutions for vertical technique

For vertical technique

unique platform

Gr. 5 titanium healing abutments




A-TMG-MEFL-330

REEF resin posts,
repositionable*




A-PPF-330-EX

REEF resin posts, rotating*



A-PPF-330

Gr. 5 titanium preparable posts



A-MEFL-330

impression cap
pack of 5 pcs.



CAP-MEFL-5

Resin and preparable posts: fixation screw VM2-180 included.

*Not available in USA

Preparable posts

Straight

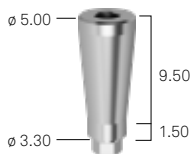
ø 3.30 ●

ø 3.80 ●

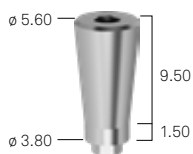
ø 4.25 ●

ø 5.00 ●

straight emergence



A-MF-330



A-MF-380



AS-MF-425

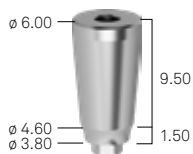


AS-MF-500


anatomical emergence




A-MFR-330



A-MFR-380



AS-MFR-425



AS-MFR-500

VM2-180 fixation screw included.

Precut

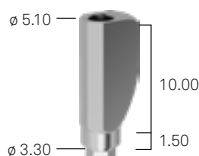
ø 3.30 ●

ø 3.80 ●

ø 4.25 ●

ø 5.00 ●

straight emergence



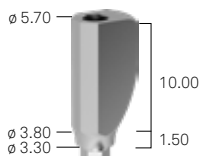
A-MFP-330

-

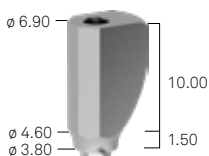
-

-

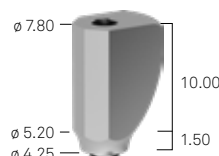
anatomical emergence



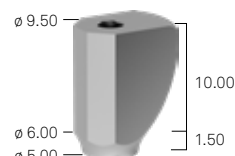
A-MFPR-330



A-MFPR-380



AS-MFPR-425



AS-MFPR-500

VM2-180 fixation screw included.

SIMPLE

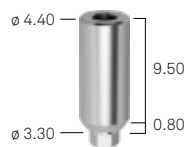
ø 3.30 ●

ø 3.80 ●

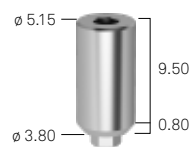
ø 4.25 ●

ø 5.00 ●

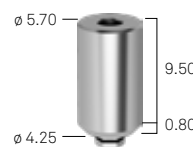
very wide emergence



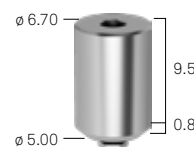
A-MFS-330



A-MFS-380



AS-MFS-425



AS-MFS-500

VM2-180 fixation screw included.

XA prosthetic range - Cemented prosthesis

Posts for XA cemented restorations

transgingival h

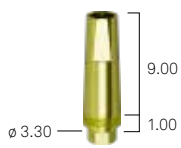
ø 3.30 ●

ø 3.80 ●

ø 4.25 ●

ø 5.00 ●

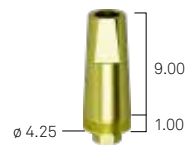
1.00 mm



SH-MD-F-330-1



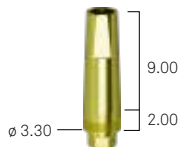
SH-MD-F-380-1




SH-MD-F-425-1

-

2.00 mm



SH-MD-F-330-2



SH-MD-F-380-2



SH-MD-F-425-2

-

L-VMS-180 fixation screw included.

Components for XA cemented restorations


ø 3.30 ●

ø 3.80 ●

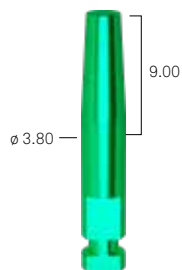
ø 4.25 ●

ø 5.00 ●

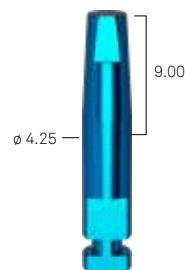
analog



SH-ANA-MD-F-330



SH-ANA-MD-F-380




SH-ANA-MD-F-425

-

transfer



SH-TRA-MD-F-330



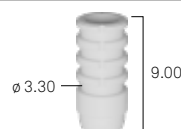
SH-TRA-MD-F-380




SH-TRA-MD-F-425

-

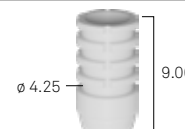
PEEK caps



SH-CP-MD-F-330



SH-CP-MD-F-380



SH-CP-MD-F-425

-

XA prosthetic range - Screw retained prosthesis

Posts for screw retained restorations

h ∅ 3.30 ● ∅ 3.80 ●



A-ABU-F-TS-330-4 **SH-ABU-F-TS-380-4**



A-ABU-F-TS-330-5 **SH-ABU-F-TS-380-5**



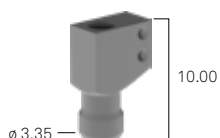
A-ABU-F-TS-330-6 **SH-ABU-F-TS-380-6**

H 4.50 mm post: mm: SH-VABU180-200-4 screw included.
 H 5.50 mm post: SH-VABU180-200-5 screw included.
 H 6.50 mm post: SH-VABU180-200-6 screw included.

XA components for digital prosthesis

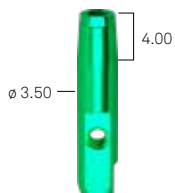
unique platform

scanbodies for laboratory and intraoral use in titanium for XA posts



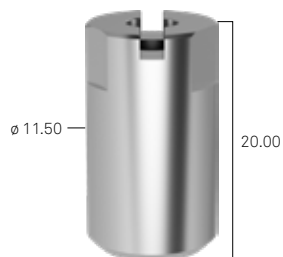
XA-INT-CAMTRA-L

digital analog for XA abutment



XA-ANABU-DIG

titanium premilled posts for XA abutment
XA-CAMT-ABU-12-SW



cobalt chrome premilled posts for XA abutment
XA-CAMT-ABU-12-SW

T-Connect for multiple crowns, XA abutment, prof. 1.0



XA-TCIN-10-ROT

T-Connect for multiple crowns, XA abutment



XA-TCIN-ROT

T-Connect for single crown XA abutment

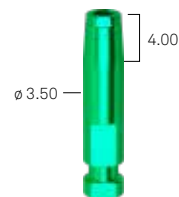


XA-TCIN

Laboratory components for XA screw retained restorations

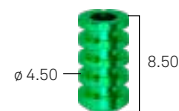
unique platform

analog



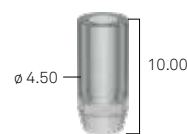
SH-ANABU-F-380

transfers



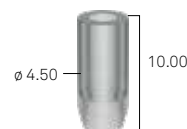
SH-TRABU-F-380

castable sleeves, repositionable



SH-CCABU-F-380

castable sleeves, rotating



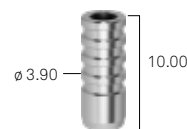
SH-CCABU-F-380-ROT

PEEK healing cap



SH-CG-ABU-F-380

Gr. 5 titanium sleeves, repositionable



SH-CTABU-F-380

Gr. 5 titanium sleeves, rotating



SH-CTABU-F-380-ROT

caps for luting technique



CAP-TS-DEF

Transfer: SH-VTRABU-F-200 screw included.
 Castable and titanium sleeves: A-PLAIN-VP200 screw included.

Castable posts

With a metal base

	ø 3.30 ●	ø 3.80 ●	ø 4.25 ●	ø 5.00 ●
cobalt chrome base, repositionable	 A-UCRCO-330-EX	 A-UCRCO-380-EX	 AS-UCRCO-425-EX	 AS-UCRCO-500-EX
cobalt chrome base, rotating	 A-UCRCO-330	 A-UCRCO-380	 AS-UCRCO-425	 AS-UCRCO-500
titanium base, rotating <i>only for titanium fusions</i>	 A-UCTR-330-EX	 A-UCTR-380-EX	-	-
spare castable sleeve, fixation screw not included	 A-CCUCR-330	 A-CCUCR-380	 AS-CCUCR-425	 AS-CCUCR-500

VM2-180 fixation screw included.


Fully castable

	ø 3.30 ●	ø 3.80 ●	ø 4.25 ●	ø 5.00 ●
repositionable, straight emergence	 A-CC-330-EX	 A-CC-380-EX	-	-
repositionable, anatomical emergence	 A-CCR-330-EX	 A-CCR-380-EX	 AS-CCR-425-EX	 AS-CCR-500-EX
rotating, straight emergence	 A-CC-330	 A-CC-380	-	-
rotating, anatomical emergence	 A-CCR-330	 A-CCR-380	 AS-CCR-425	 AS-CCR-500

VM2-180 fixation screw included.

Solutions with angled screw hole

These solutions have a distinctive morphology, featuring a lateral window or an adjustable element that allows for the displacement of the hole for the passing screw to either the palatal or lingual position, thus avoiding unaesthetic vestibular holes.



Angled screw hole Interfase

	ø 3.30 ●	ø 3.80 ●	ø 4.25 ●	ø 5.00 ●
rotating	 IND3PKR330/TIA	 IND3PKR380/TIA	-	-
repositionable	 IND3PKH330/TIA	 IND3PKH380/TIA	-	-

A-VMA-180 fixation screw not included.


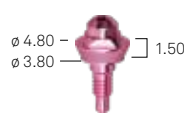



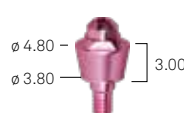






Angled screw hole Abutment

	ø 3.30 ●	ø 3.80 ●	ø 4.25 ●	ø 5.00 ●
cobalt chrome base, repositionable	 PD3PKH330/CC	 PD3PKH380/CC	-	-
cobalt chrome base, rotating	 PD3PKR330/CC	 PD3PKR380/CC	-	-
fully castable, repositionable	 PD3PKH330/P	 PD3PKH380/P	-	-
fully castable, rotating	 PD3PKR330/P	 PD3PKR380/P	-	-

Vite A-VMA-180 fixation screw not included.

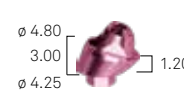
Disparallel Screw Retained Prosthesis

Straight P.A.D.r abutments, for direct screwing on implants

transgingival h	ø 3.30 ●	ø 3.80 ●	ø 4.25 ●	ø 5.00 ●
1.50 mm	 A-PADR-AD330-15	 A-PADR-AD380-15	 AS-PADR-AD425-15	 AS-PADR-AD500-15
3.00 mm	 A-PADR-AD330-30	 A-PADR-AD380-30	 AS-PADR-AD425-30	 AS-PADR-AD500-30
4.00 mm	 A-PADR-AD330-40	 A-PADR-AD380-40	 AS-PADR-AD425-40	 AS-PADR-AD500-40

PADR-VTRAL-140-M carrier included.

Angled abutments

	ø 3.30 ●	ø 3.80 ●	ø 4.25 ●	ø 5.00 ●
Angled at 17° transgingival h 3.00 mm	 A-PADR-AA330-173	 A-PADR-AA380-173	 AS-PADR-AA425-173	 AS-PADR-AA500-173
Angled at 17° transgingival h 5.00 mm	 A-PADR-AA330-175	 A-PADR-AA380-175	 AS-PADR-AA425-175	 AS-PADR-AA500-175
Angled at 30° transgingival h 3.00 mm	 A-PADR-AA330-303	 A-PADR-AA380-303	 AS-PADR-AA425-303	 AS-PADR-AA500-303
Angled at 30° transgingival h 5.00 mm	 A-PADR-AA330-305	 A-PADR-AA380-305	 AS-PADR-AA425-305	 AS-PADR-AA500-305

PADR-VM-180 screw included.

PADR-VTRAL-140-M carrier included.

P.A.D.r prosthetic components

Healing caps

Titanium healing cap



PADR-CG

PEEK healing cap



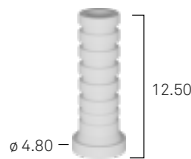
PADR-CGP

PADR-CG: PAD-VP-140 screw included.

PADR-CGP: PAD-VCGP-140 screw included.

P.A.D.r. components for prosthesis relining and luting technique

PEEK sleeve, non engaging



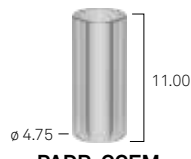
PADR-CP

Titanium sleeve, non engaging



PADR-CT

PMMA castable sleeve



PADR-CCEM

PMMA castable sleeve, non engaging



PADR-CC

Titanium sleeve without shoulder, for aesthetic reconstructions



PADR-BAS

PEEK sleeve, Gr. 5 titanium and PMMA: PAD-VP-140 screw included.

Castable post with metal base

PMMA post with cobalt-chrome base, rotating




PADR-UCRCO

PAD-VP-140 screw included.

Impression phase

Snap-on cap for impression



PADR-CAP-EX

Pick-up transfer, non engaging



PADR-TRA

Analog



PADR-ANA

Pick up transfer: PAD-VTRAL-140 screw included

P.A.D.r components for CAD-CAM prosthesis

Intraoral scanbody



PADR-INT-CAMTRA-L

Digital analog for P.A.D.r abutment



PADR-ANA-DIG

Sleeve for luting technique non engaging for abutments P.A.D.r with cone h 4



PADR-TC-M-4

Sleeve for luting technique non engaging for abutments P.A.D.r with cone h 8 and reduction cut



PADR-TC-M-8

Sleeve for luting technique non engaging for abutment P.A.D.r for angled screw hole



PADR-TCA-M

Castable sleeve for PADR-TC-M and PADR-TC-M-8, non engaging



PADR-TC-CC-M-8

Engaging castable sleeve for PADR-TCA-M



PADR-TC-CC-S-8

*Scanbody and sleeve for luting technique: PAD-VP-140 screw included.
non engaging sleeve for luting technique for P.A.D.r abutment for angled screw hole: screw PAD-VPA-140 not included.
Digital analog: VADIG-180 screw included.*

PLAIN B-Space prosthetic range

Abutment

transgingival h

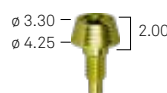
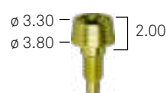
ø 3.30 ●

ø 3.80 ●

ø 4.25 ●

ø 5.00 ●

2.00 mm



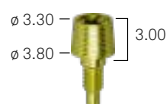
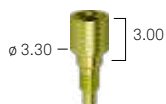
A-PLAIN-ABU330-2

A-PLAIN-ABU-380C-2

AS-PLAIN-ABU-425C-2

AS-PLAIN-ABU-500C-2

3.00 mm



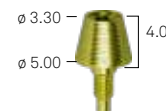
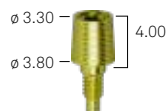
A-PLAIN-ABU330-3

A-PLAIN-ABU-380C-3

AS-PLAIN-ABU-425C-3

AS-PLAIN-ABU-500C-3

4.00 mm



A-PLAIN-ABU330-4

A-PLAIN-ABU-380C-4


AS-PLAIN-ABU-425C-4

AS-PLAIN-ABU-500C-4

Components for overstructure

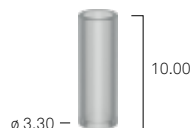
unique platform

healing cap



A-PLAIN-CG330

castable sleeve



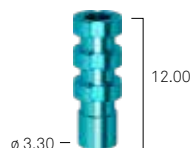
A-PLAIN-CC330

Gr. 5 titanium sleeve



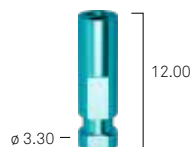
A-PLAIN-CT330

Pick-up transfer



A-PLAIN-TRA-330

analog



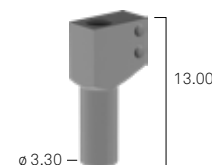
A-PLAIN-ANA-330

Castable and titanium sleeves: A-PLAIN-VP200 fixation screw included.
Pick-up transfers: A-PLAIN-VTRA200 fixation screw included.

Components for digital prosthesis

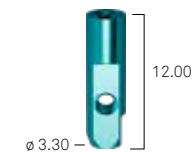
unique platform

Titanium scanbody for laboratory and intraoral use, for PLAIN B-Space abutment



A-INT-CAMTRA-PLAIN-L

Digital analog for PLAIN B-Space abutment



A-PLAIN-ANA-330-DIG

PLAIN B-Space sleeve for luting technique h. 6.00 mm



A-PLAIN-MDT-6

PLAIN B-Space sleeve for luting technique h. 10.00 mm










A-PLAIN-MDT-10

Scanbody: A-PLAIN-VP200 screw included.
Digital analog: VADIG-180 screw included.
PLAIN B-Space sleeves for luting technique: screw not included.
A-PLAIN-VP200 screw for straight hole or ABU-VMA-200 for angled screw hole available for separate ordering.








Conico conometric prosthesis

Conico straight posts

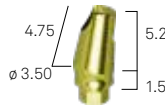
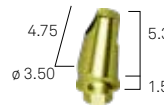

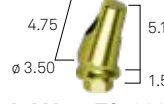


h	ø 3.30 ●	ø 3.80 ●
0.50	 A-MD-TS-330-05	-
1.00	 A-MD-TS-330-10	 A-MD-TS-380-10
2.00	 A-MD-TS-330-20	 A-MD-TS-380-20
3.00	 A-MD-TS-330-30	 A-MD-TS-380-30

VM2-180 fixation screw included.

Conico components for digital prosthesis



cap for partial or full-arch fixed prosthesis	 5.70 CAP2-TS-DEF
non-rotating cap for single element	 5.70 CAP2-TS-IND
cap for the removal	 6.30 CAP2-TS-REM
PEEK transfer cap for direct impression on Conico abutment	 9.10 CAP2-TS-IMP
Conico post analog	 16.50 ANA2-MD-TS
cap with pin, to be used for intraoral welding <i>(welding bars available upon request)</i>	 7.00  5.70 CAP2-TS-PIN

Conico angled posts

	ø 3.30 ●	ø 3.80 ●
angled at 7.5°	 A-MA07-TS-330-2	 A-MA07-TS-380-2
angled at 15°	 A-MA15-TS-330-2	 A-MA15-TS-380-2
angled at 22.5°	 A-MA20-TS-330-2	 A-MA20-TS-380-2



VM2-180 fixation screw included.

Accessories for Conico system

parallelometer	 PAR-PP
parallelometer insert	 PAR-INS-AS

Remember to always purchase the parallelometer with the insert relating to the implant connection on which it is to be used.

Conico components for digital prosthesis

unique platform	 10.00 C-INT-CAMTRA-L
Titanium scanbody for laboratory and intraoral use, for Conico abutments	 16.50 ANA2-MD-TS-DIG

Digital analog: VADIG_180 screw included.


Components for digital prosthesis

Scanbody for laboratory and intraoral use, titanium

ø 3.30 ●

ø 3.80 ●

to transfer the
implant connection
position



A-INT-CAMTRA330-L

A-INT-CAMTRA380-L

Fixation screw VM2-180 included.

Digital analog

ø 3.30 ●

ø 3.80 ●

ø 4.25 ●

ø 5.00 ●



A-ANA-330-DIG



A-ANA-380-DIG



SH-ANA-425-DIG



SH-ANA-500-DIG

VADIG-180 screw included

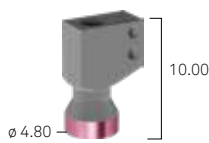
Components for special technique

for P.A.D.r abutment


for PLAIN B-Space abutment

for XA posts


for Conico system



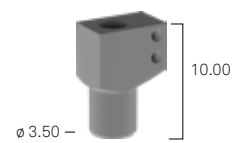
PADR-INT-CAMTRA-L



A-INT-CAMTRA-PLAIN-L



XA-INT-CAMTRA-L



C-INT-CAMTRA-L




PADR-ANA-DIG



A-PLAIN-ANA-330-DIG



XA-ANABU-DIG



ANA2-MD-TS-DIG

Scanbody for PLAIN abutment and scanbody for XA posts: A-PLAIN-VP200 screw included.

Scanbody for P.A.D.r abutment: PAD-VP-140 screw included.

Digital analog: VADIG-180 screw included.

Screws and screwdrivers for digital analog

unique platform

Screw for digital
analog M 1.8



VADIG-180

Pin for digital
analog



PIN-ANA-DIG

Carrier to insert
the digital
analog M1.8



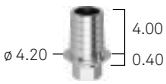
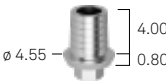


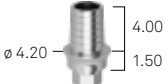

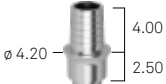



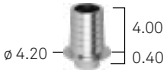
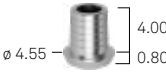
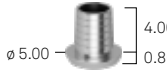
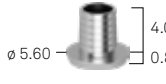
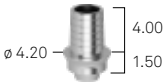
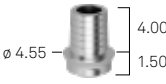
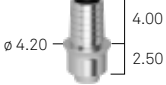



INS-ANA-180

Carrier to
insert the
digital analog
M 1.8, long



INS-ANA-180-L

T-Connect with with 4.00 mm cementing cone height





	ø 3.30 ●	ø 3.80 ●	ø 4.25 ●	ø 5.00 ●
				
	A-BASTZR-S-330-4	A-BASTZR-S-380-4	AS-BASTZR-S-425-4	AS-BASTZR-S-500-4
repositionable			-	-
	A-TCR-S-330-4-1	A-TCR-S-380-4-1	-	-
			-	-
	A-TCR-S-330-4-2	A-TCR-S-380-4-2	-	-
			-	-
	A-TCR-S-330-4-3	A-TCR-S-380-4-3	-	-
rotating				
	A-BASTZR-M-330-4	A-BASTZR-M-380-4	AS-BASTZR-M-425-4	AS-BASTZR-M-500-4
			-	-
	A-TCR-M-330-4-1	A-TCR-M-380-4-1	-	-
			-	-
	A-TCR-M-330-4-2	A-TCR-M-380-4-2	-	-
			-	-
	A-TCR-M-330-4-3	A-TCR-M-380-4-3	-	-

VM2-180 fixation screw included.

Sleeves for wax-up modeling on T-Connect

	ø 3.30 ●	ø 3.80 ●	ø 4.25 ●	ø 5.00 ●
total h 12.00 mm				
	A-CCBAS-330-4	A-CCBAS-380-4	A-CCBAS-425-4	A-CCBAS-500-4

Angled screw hole Interface

	ø 3.30 ●	ø 3.80 ●
rotating		
	IND3PKR330/TIA	IND3PKR380/TIA
repositionable		
	IND3PKH330/TIA	IND3PKH380/TIA

A-VMA-180 fixation screw not included.

Unica T-Connect

ø 3.30 ●

ø 3.80 ●

ø 4.25 ●

ø 5.00 ●



A-TC-UNI-330



A-TC-UNI-380




AS-TC-UNI-425




AS-TC-UNI-500

repositionable



A-TC-UNI-330-1



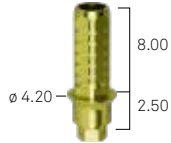
A-TC-UNI-380-1



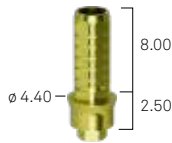
AS-TC-UNI-425-1




AS-TC-UNI-500-1



A-TC-UNI-330-2




A-TC-UNI-380-2




AS-TC-UNI-425-2



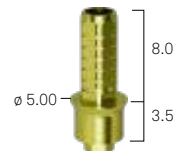
AS-TC-UNI-500-2




A-TC-UNI-330-3




A-TC-UNI-380-3




AS-TC-UNI-425-3



AS-TC-UNI-500-3



A-TC-UNI-330-ROT



A-TC-UNI-380-ROT

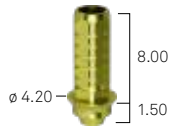


AS-TC-UNI-425-ROT



AS-TC-UNI-500-ROT

rotating



A-TC-UNI-330-1-ROT



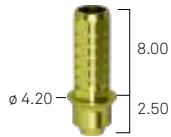
A-TC-UNI-380-1-ROT



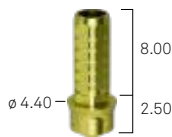
AS-TC-UNI-425-1-ROT




AS-TC-UNI-500-1-ROT




A-TC-UNI-330-2-ROT



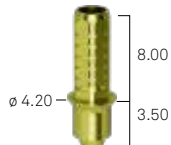
A-TC-UNI-380-2-ROT



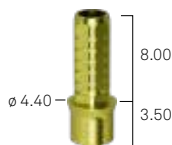
AS-TC-UNI-425-2-ROT



AS-TC-UNI-500-2-ROT



A-TC-UNI-330-3-ROT



A-TC-UNI-380-3-ROT



AS-TC-UNI-425-3-ROT











AS-TC-UNI-500-3-ROT

VM2-180 fixation screw included.

The angled hole screw must always be ordered separately A-VMA-180 because it is not included in the Interfase package. If you do not have the appropriate screwdriver DSPDCLH-24 or DSPDCLH-32, please order it separately.

Components for chairside digital prosthesis





Chairside T-Connect supports with 5.00 mm h cementation cone

transgingival h	ø 3.30 ●	ø 3.80 ●	ø 4.25 ●	ø 5.00 ●
	 ø 3.90 — 4.70 0.40	 ø 4.30 — 4.70 0.70	 ø 5.00 — 4.70 0.70	 ø 5.60 — 4.70 0.70
	A-TCS-330S-C	A-TCS-380S-C	AS-TCS-425L-C	AS-TCS-500L-C
1.50 mm	 ø 3.90 — 4.70 1.50	 ø 4.30 — 4.70 1.50	-	-
	A-TCS-330S-C-15	A-TCS-380S-C-15	-	-
2.50 mm	 ø 3.90 — 4.70 2.50	 ø 4.30 — 4.70 2.50	-	-
	A-TCS-330S-C-25	A-TCS-380S-C-25	-	-

VM2-180 fixation screw included.


Premilled

for implants, in titanium

	ø 3.30 ●	ø 3.80 ●	ø 4.25 ●	ø 5.00 ●
repositionable	 ø 11.50 — 20.00	 ø 11.50 — 20.00	 ø 11.50 — 20.00	 ø 11.50 — 20.00
titanium	A-CAMT-330-12-SW	A-CAMT-380-12-SW	AS-CAMT-425-12-SW	AS-CAMT-500-12-SW
cobalt-chrome	-	A-CAMC-380-12-SW	AS-CAMC-425-12-SW	AS-CAMC-500-12-SW

VM2-180 fixation screw included.

for XA abutment, in titanium

	unique platform
	 ø 11.50 — 20.00
titanium	XA-CAMT-ABU-12-SW
cobalt-chrome	XA-CAMC-ABU-12-SW









A-PLAIN-VP200 fixation screw included.

Solutions for overdenture

Locator abutment

transgingival h	ø 3.30 ●	ø 3.80 ●
1.00 mm	 1670	 1675
2.00 mm	 1671	 1676
3.00 mm	 1672	 1677
4.00 mm	-	 1678
5.00 mm	 1674	 1679
6.00 mm	-	 1680


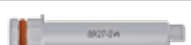
Accessories for Locator abutment

	unique platform
4 aluminium analogs	 8530
4 aluminium transfers, 4 retainers cod. 8515 included	 8505
4 polyethylene parallelism pins	 8517
steel plate AISI 316 L	 9530
complete Locator Core Tool	 8393
steel push rod for inserting the retainers	 8397
steel driver for abutment screwing/unscrewing	 8390
retention jacket for the driver, to transfer the Locator abutments into the oral cavity	 8394

Retainers and spacer rings for Locator abutments

	unique platform
low retention capacity for impression taking, black, in polyethylene, 4 pcs packaging	 8515
retention 5 lb = 2268 g, in nylon, disparallelisms up to 10° per side, 4 pcs packaging	 8524
retention 3 lb = 1361 g, in nylon, disparallelisms up to 10° per side, 4 pcs packaging	 8527
retention 1,5 lb = 680 g, in nylon, disparallelisms up to 10° per side, 4 pcs packaging	 8529
retention 4 lb = 1814 g, in nylon, disparallelisms up to 20° per side, 4 pcs packaging	 8547
retention 2 lb = 907 g, in nylon, disparallelisms up to 20° per side, 4 pcs packaging	 8915
retention 1 lb = 450 g, in nylon, disparallelisms up to 20° per side, 4 pcs packaging	 8548
spacer rings in silicon rubber, 20 pcs packaging	 8514
kit: 2 Gr. 5 titanium caps, 2 spacer rings, 2 black retainers and 2 nylon retainers for each of the 3 different retention capacities	 8519-2
kit: 2 Gr. 5 titanium caps, 2 spacer rings, 2 black retainers and 2 nylon retainers for each of the 3 different retention capacities meant for disparallelisms	 8540-2
kit: 2 Gr. 5 steel caps, 2 spacer rings, 2 black retainers and 2 nylon retainers for each of the 3 different retention capacities	 8550-2

Screwdrivers for locator abutment







	unique platform
short	 8926-SW
long	 8927-SW

Locator R-Tx abutment*









transgingival h	ø 3.30 ●	ø 3.80 ●
1.00 mm	 31110-01	 31111-01
2.00 mm	 31110-02	 31111-02
3.00 mm	 31110-03	 31111-03
4.00 mm	 31110-04	 31111-04
5.00 mm	 31110-05	 31111-05
6.00 mm	 31110-06	 31111-06

* All-in-One packaging that includes an abutment, a spacer ring, a cap, and an insert for each retention (gray, blue, pink, white).

Caps and retainer for Locator R-Tx abutment

	unique platform
pack of 4 caps and 4 black retainers for impression taking	 30013
grey, without retention, pack of 4 pcs	 30001
blue, low retention, pack of 4 pcs	 30002
pink, medium retention, pack of 4 pcs	 30003
white, high retention, pack of 4 pcs	 30004
black, for the impression taking, pack of 4 pcs	 30012

Accessories for Locator R-Tx abutment

	unique platform
aluminium analogs for abutments ø 3.35 mm, pack of 4 pcs	 30014
aluminium analogs for abutments ø 4.00, pack of 4 pcs	 30015
aluminium analogs for abutments ø 5.00, pack of 4 pcs	 30016
transfers with low retention, pack of 4 pcs	 30017
spacer rings for relining phase, pack of 4 pcs	 30018
Locator core tool for Locator R-Tx	 30021
RA screwdriver for Locator R-Tx, hex 1.25 mm	 08008
digital screwdriver for Locator R-Tx, hex 1.25 mm	 08007

Ball attachments

ø 3.30 ●

ø 3.80 ●



A-AS-330-1



A-AS-380-1



A-AS-330-2



A-AS-380-2



A-AS-330-4



A-AS-380-4

Analog for ball attachments

unique platform



ANAS

Caps for ball attachments

unique platform

polyamide cap



CAP-TFL-1

steel container for polyamide cap external diameter ø 4.80 mm



CONT-CAP-TFL-1

Gr. 5 titanium cap with cap in two parts, retention spring titanium and plastic, plastic mounting ring



CAP-TIT-1

spare plastic ring



AN-CAP-TIT-1

spare steel spring, average hardness



MOL1-CAP-TIT-1

spare steel spring, soft



MOL2-CAP-TIT-1

gold alloy cap, with 3 plastic rings and a tin spacer for the lab



CAP-1

Bars

castable bar, l 5.00 cm, h 3.00 mm, thickness 2.20 mm, ovoid-shaped profile with spacer



BARC-CAV-TIT

divisible bar attachment in titanium for oval bars, h 3.00 mm, thickness 2.20 mm



CAV-TIT

castable bar, l 5.00 cm, ø 2.20 mm



BARC

bar attachment in gold alloy for round bars ø 2.20 mm




CAV-375

Clinical and laboratory prosthetic screws

Standard fixation screws

	VM2-180	
	VM2-180-10	10 pcs packaging




Conical support fixation screws

	L-VMS-180	
	L-VMS-180-10	10 pcs packaging

Fixation screw for angled screw hole

	A-VMA-180	
---	-----------	--







Screws for Pick-up transfer

	VTRA2-180-15	h 15.00
	VTRA2-180-20	h 20.00
	VTRA2-180-MAN	for manual screwing

Screws for closed-tray transfers

	VTRA2-180-10	h 10.00
--	--------------	---------

Screws for XA technique

	SH-VABU180-200-4	for post h. 4.50 for screw-retained prosthesis
	SH-VABU180-200-5	for post h. 5.50 for screw-retained prosthesis
	SH-VABU180-200-6	for post h. 6.50 for screw-retained prosthesis
	A-PLAIN-VP200	for cemented prosthesis
	L-VMS-180	for cemented prosthesis
	SH-VTRABU-F-200	transfer screw for XA abutment








Recommended torque for tightening prosthetic components

8-10 Ncm	surgical cover screws, healing abutments, transfer screws
20-25 Ncm	prosthetic screws
25-30 Ncm	direct screwing on implants prosthetic components
8-10 Ncm	transfer screws




Warning

Fixation screws are always included in the packaging of each prosthetic component, unless otherwise indicated. Please use laboratory screws for laboratory phases and keep the screw included with the prosthetic component for the final fastening in the patient's mouth.





Screws for P.A.D.r. abutments

	PADR-VM-180	for P.A.D. abutment
	PADR-VM-180-10	for P.A.D. abutment 10 pcs packaging
	PAD-VTRAL-140	for Pick-up transfer, long
	PAD-VTRA-140	for Pick-up transfer, standard
	PAD-VTRAL-140-MAN	for Pick-up transfer, manual screwing
	PAD-VP-140	for prosthetic components on P.A.D. abutments
	PAD-VP-140-10	for prosthetic components on P.A.D. abutments 10 pcs packaging
	PAD-VPA-140	fixation screw for PADR-TCA-M to use with the dedicated screwdriver DSPDCLH-24 and DSPDCLH-32
	PADR-VTRAL-140-M	carrier for P.A.D.r

Screws for CAD-CAM prosthesis

	A-PLAIN-VP200	for PLAIN abutment
	A-PLAIN-VP200-10	for PLAIN abutment, 10 pcs packaging
	A-PLAIN-VTRA200	for PLAIN abutment Pick-up transfers
	ABU-VMA-200	for angled screw hole

Screws for CAD-CAM prosthesis

	A-CAMTVABU180	for zirconium oxide single crowns and ECHO overstructures
	PAD-VCAM140	for zirconium oxide overstructure on abutment P.A.D.
	CAMPRON205-10	spare ring washers for the head of the screw
	VADIG-180	locking screw for digital analogs



rev. 09-24



Sweden & Martina S.p.A.
Via Veneto, 10
35020 Due Carrare (PD), Italy
Tel. +39.049.9124300
Fax +39.049.9124290
info@sweden-martina.com
www.sweden-martina.com

Sweden & Martina Ltd
Unit 1b
Amberley Court, Whitworth Road
Crawley, West Sussex, RH11 7XL
Toll free 0800 1123575
info.uk@sweden-martina.com

Sweden & Martina Inc.
Distributor for U.S.
4700 S Mill Ave, Ste B-16
PO Box 23748 - Tempe, AZ 85282
Toll free 1-844-8MARTINA (1-844-862-7846)
info.us@sweden-martina.com
www.sweden-martinainc.com

Sweden & Martina Mediterranea S.L.
España - info.es@sweden-martina.com
Sweden & Martina Lda
Portugal - info.pt@sweden-martina.com

SOME PRODUCTS MAY NOT BE REGULATORY/RELEASED FOR SALE IN ALL MARKETS.

The implants, standard prosthetic components and surgical instruments contained in this issue are Medical devices and are manufactured by Sweden & Martina S.p.A. except for:

- the Locator Abutment and related components which are medical devices manufactured by Zest Anchors, Inc., 2875 Loker Avenue East, Carlsbad, CA 92010, USA. Locator is a trademark by Zest Anchors, Inc.
 - The TWL torque wrench with control lever and its adapter are medical devices manufactured by Elos Medtech Pinol A/S, Engvej 33, 3330 Gorlose, Denmark. They conform to the ISO 9001 and ISO 13485 standards and are certified with the CE in compliance with Regulation (EU) Medical Devices n. 2017/745.
- The Sweden & Martina plant manufactures Medical Devices in compliance with the CGMPs in force in the USA and in other countries worldwide.



All trademarks herein are the property of Sweden & Martina S.p.A. unless otherwise indicated.
This material is intended for laboratories and clinicians and is not intended for patient distribution.
This material is not to be redistributed, duplicated, or disclosed without the express written consent of Sweden & Martina S.p.A.
For additional product information, including indications, contraindications, warnings, precautions, and potential adverse effects, see Sweden & Martina S.p.A. website.

The contents are updated at the time of publication. Check with the company for any subsequent updates.